


**OPTIMIZATION AND CHARACTERIZATION OF  
ALUMINO-SILICATE REFRACTORIES BASED ON  
LIGNITE FLY ASH**



**Thesis Submitted in partial fulfillment  
For the Award of the Degree**

**Doctor of philosophy**

**Submitted by  
NAYAN KR DEBNATH**

**DEPARTMENT OF  
CERAMIC ENGINEERING  
INDIAN INSTITUTE OF TECHNOLOGY  
BANARAS HINDU UNIVERSITY  
VARANSASI-221005 INDIA**

**Roll No. 15031005**

**March 2022**




***Dedicated to My Beloved Family***

## CERTIFICATE


It is certified that the work contained in the thesis “OPTIMIZATION AND CHARACTERIZATION OF ALUMINO-SILICATE REFRACTORIES BASED ON LIGNITE FLY ASH” by “NAYAN KR DEBNATH” has been carried out under our supervision and that this work has not been submitted elsewhere for a degree.

It is further certified that the student has fulfilled all the requirements of Comprehensive Examination, Candidacy and SOTA for the award of Ph.D. degree.

  
Signature: Supervisor

**Prof. Vinay Kumar Singh**

Professor Vinay Kumar Singh  
Department of Ceramic Engineering  
Indian Institute of Technology (B.H.U.)  
Varanasi-221005, India  
vinaycer@gmail.com Mob:9936182124

  
Co-Supervisor

**Associate Prof. Manas Ranjan Majhi**

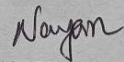
**Dr. Manas Ranjan Majhi**  
Associate Professor  
Department of Ceramic Engineering  
Indian Institute of Technology (BHU)  
Varanasi - 221005

## DECLARATION BY THE CANDIDATE

I, NAYAN KR DEBNATH, certify that the work embodied in this thesis is my own bona-fide work and carried out by me under the supervision of Professor VIANY KUMAR SINGH and co-supervision of Dr. MANAS RANJAN MAJHI from July-2015 to March-2022, at the DEPARTMENT OF CERAMIC ENGINEERING, Indian Institute of Technology (BHU), Varanasi. The matter embodied in this thesis has not been submitted for the award of any other degree/diploma. I declare that I have faithfully acknowledged and given credits to the research workers wherever their works have been cited in my work in this thesis. I further declare that I have not willfully copied any other's work, paragraphs, text, data, results, etc., reported in journals, books, magazines, reports dissertations, thesis, etc., or available at websites and have not included them in this thesis or cited as my own work.


Date: 19/03/22


Place: IIT(BHU) Varanasi

  
(NAYAN KR DEBNATH)

## CERTIFICATE BY THE SUPERVISOR

It is certified that the above statement made by the student is correct to the best of our knowledge.

  
Signature of Supervisor  
Professor Viany Kumar Singh  
Department of Ceramic Engineering  
Indian Institute of Technology (BHU)  
Varanasi-221005, India  
vinyacer@gmail.com Mob:9936182124

  
Signature of Co-Supervisor

(Associate Prof. Manas Ranjan Majhi)

Dr. Manas Ranjan Majhi  
Associate Professor  
Department of Ceramic Engineering  
Indian Institute of Technology (BHU)  
Varanasi - 221005

  
Signature of Head of Department  
HEAD/ विभागाध्यक्ष  
Department of Ceramic Engineering  
सिरामिक अभियान्त्रिकी विभाग  
Indian Institute of Technology (B.H.U.)  
राष्ट्रीय इंजीनियरिंग संस्थान (काठिणविदेव)  
Varanasi-221005/ वाराणसी-221005

# **COPY RIGHT TRANSFER CERTIFICATE**

**Title of the Thesis: Optimization and characterization of alumino-silicate refractories based on lignite fly ash.**


**Name of the Student: Nayan Kr Debnath**

## **Copyright Transfer**

**The undersigned hereby assigns to the Indian Institute of Technology (Banaras Hindu University) Varanasi all rights under copyright that may exist in and for the above thesis submitted for the award of the "*DOCTOR OF PHILOSOPHY*".**

Date: 19/03/2022

Place: IIT (BHU), Varanasi



(NAYAN KR DEBNATH)

**Note: However, the author may reproduce or authorize others to reproduce material extracted verbatim from the thesis or derivative of the thesis for author's personal use provided that the source and the Institute's copyright notice are indicated.**

## ACKNOWLEDGEMENTS

---

*First and foremost, I am extremely grateful to my supervisors, **Prof. Vinay Kumar Singh** and co-supervisor **Dr. Manas Ranjan Majhi** for their invaluable advice, continuous support, and patience during my PhD study. Their immense knowledge and plentiful experience have encouraged me in all the time of my academic research and daily life.*

*I acknowledge my deep sense of gratitude to the former and current Head of the Department of Ceramic Engineering, Prof. Ram Pyare, Prof. Devendra Kumar and Prof. Vinay Kumar Singh, for providing all the research facilities to accomplish his research in the department successfully.*

*I shall remain thankful to the RPEC members and as well as to all my respected teachers **Prof. S. P. Singh, Dr. Anil Kumar, Dr. Pradip Kumar Roy, Dr. Santanu Das, Dr. Ashutosh Kumar Dubey, Dr. Preetam Singh, Dr. Mohammad Imteyaz Ahmad, Dr. Subrata Panda, Dr. Raj Kumar Chaturvedi** and **Dr. Sudama Singh** for their continuous co-operation and valuable suggestions during my research work.*

*I pay my sincere thanks to all the departmental non-teaching staff Mr. Ram Dhar, Mr. I A Khan, Mr. Krishna Copal, Mr. Bhagmal, Mr. Ashish Tripathi, Mr. Munna Lal, Mr. Kashi, Mr. Mansha Ram, Mr. Varun, Mr. Madan, Mr. Ghan Syham, Mr. Gopal, Mr. Bhaduri, Mr. Pawan, Mr. Shailendra, Mr. Prashant, Mr. Shiv Jatan Mr. Raj Kumar Sharma, Mr. Rajendra Babu and Mr. Lalch Chand for their technical assistance and co-operation throughout my research work.*

*My special heartfelt thanks go to **Dr. Kaushik Sarkar, Dr. Abinav Srivastava, Dr. Vijay Kumar Yadav, Mr. Vipul Saxena, Dr. Himanshu Tripathi** and **Mr. Aman Singh** your support and motivations made this thesis possible. In these years I have fought with you, fought for you and I am lucky to have such helpful seniors like Dr. Abhinav Srivastava, and Dr. Kaushik Sarkar who always advise me right things to do. You have spoiled me and corrected me several times. I owe you all for giving me memories to cherish, of the nights that became mornings, the friends that turned into family and the dreams that turned into reality.*

*My special thanks go to my seniors Dr. Pattem Hemanth Kumar Dr. Ajay Kumar, Dr. Vikas Kumar Vyas, Dr. A. Sampath Kumar, my friends Mr. Ajitesh Kar, Mr. Bratajit Saha, Mr.*

*Pranab Sarkar, Mr. Rakesh Mondal, Dr. Bishnu Pda Majee, Dr. Dibyajyoti Mahanta, Mr. Atanu Das, Mr. Somnath Mandal, my lab mate Mr. Rahul Singh, Mr. Pankaj Chaurasiya, Ms. Pooja Rai, Ms. Jyoti Chaube, Mr. Mayank Yadav, my batch mate Dr. Amrendra Rai, Dr. Alok Singh Verma, Dr. Akher Ali, Mr. Dhiraj Kumar, and Ms. Priyanka Verma for their help, suggestion and continuous support.*

*Last but not the least; words are incapable of expressing the depth of one's feeling. I am at this juncture facing such a difficulty being in capable of finding the correct words which could aptly express my heartfelt and immense gratitude to my beloved **PARENTS** (Mr. Austa Ch Debnath and Mrs. Suchitra Debnath), and my **FAMILY MEMBERS** who had been the great pillars of my life. They always stood beside me through good times and bad times, supporting financial problem, suffering and happiness. Without them, I would never have been succeeded in achieving such a prestigious position.*

*A very special and unique heartfelt thanks go to my wife **Baby Pandit** and my son **Kiaan Debnath** to always helpful supporting and to make the peaceful environment for the thesis writing.*

**Date: 20/03/22**

**Place: Varanasi**

*Nayan*  
**(Nayan Kr Debnath)**

## CONTENTS

---

CONTENTS	Page No.
LIST OF TABLES.....	ix-ix
LIST OF FIGURES.....	x-xiv
PREFACE.....	xvi-xviii
CHAPTER 1: Introduction and Literature Review.....	1-30
CHAPTER 2: Materials and Methods .....	31-44
CHAPTER 3: Characterization of Fly Ash Solid-Waste for Low-Cost Insulation Refractory Bricks.....	45-50
CHAPTER 4: Fabrication of low to high duty fireclay refractory bricks from lignite fly ash .....	51-71
CHAPTER 5: Preparation and characterization of semi-silica insulation refractory by utilizing lignite fly ash waste materials .....	72-95
CHAPTER 6: Conclusion.....	96-97
Reference.....	98-123
List of Publications.....	24-124

## LIST OF TABLES

---

<b>Table No.</b>	<b>Table captions</b>	<b>Page No.</b>
<b>1.1</b>	<b>Properties of fireclay refractories</b>	<b>12</b>
<b>1.2</b>	<b>Chemical composition of fly ash used in different places worldwide</b>	<b>20</b>
<b>3.1</b>	<b>Chemical composition of fly ash solid waste collected from NLC India Limited, Bikaner, Rajasthan, India</b>	<b>47</b>
<b>4.1</b>	<b>Batch composition of different formulations</b>	<b>53</b>
<b>4.2</b>	<b>Chemical composition of fly ash and ball clay</b>	<b>54</b>
<b>4.3</b>	<b>Chemical composition of different fired samples</b>	<b>58</b>
<b>5.1</b>	<b>ASTM classification of insulation refractories</b>	<b>72</b>
<b>5.2</b>	<b>Chemical composition of fly ash used by some researchers</b>	<b>74</b>
<b>5.3</b>	<b>Batch composition of different samples</b>	<b>75</b>
<b>5.4</b>	<b>Chemical composition of fly ash, ball clay, and sawdust</b>	<b>76</b>
<b>5.5</b>	<b>Chemical analysis of different fired refractory bricks</b>	<b>83</b>

## LIST OF FIGURES

---

<b>Figure No.</b>	<b>Figure captions</b>	<b>Page No.</b>
<b>1.1</b>	<b>Utilization of fly ash in India</b>	<b>2</b>
<b>1.2</b>	<b>By Chemical composition</b>	<b>4</b>
<b>1.3</b>	<b>Al<sub>2</sub>O<sub>3</sub>-SiO<sub>2</sub> phase diagram showing common refractory composition</b>	<b>5</b>
<b>1.4</b>	<b>General classification of refractory materials</b>	<b>11</b>
<b>1.5</b>	<b>Flow sheet of the process of manufacturing of fireclay-shaped refractory</b>	<b>14</b>
<b>1.6</b>	<b>Some physicochemical characteristics and application of fly ash</b>	<b>21</b>
<b>1.7</b>	<b>Fly ash usage technique in US, India, China, and EU</b>	<b>21</b>
<b>2.1</b>	<b>Lignite fly ash</b>	<b>31</b>
<b>2.2</b>	<b>Ball clay</b>	<b>32</b>
<b>2.3</b>	<b>Sawdust</b>	<b>33</b>
<b>2.4</b>	<b>Flow chart showing synthesis and characterization alumino-silicate refractories</b>	<b>34</b>
<b>2.5</b>	<b>Schematic diagram of firing schedule of different temperature</b>	<b>35</b>
<b>2.6</b>	<b>Schematic of diffraction of X-rays by a crystal</b>	<b>38</b>

<b>2.7</b>	<b>X-ray Diffraction measurement setup</b>	<b>39</b>
<b>3.1</b>	<b>XRD pattern of fly ash solid waste collected from NLC India Limited, Bikaner, Rajasthan, India.</b>	<b>48</b>
<b>3.2</b>	<b>DTA graph of fly ash solid waste collected from NLC India Limited, Bikaner, Rajasthan, India</b>	<b>48</b>
<b>3.3</b>	<b>SEM of fly ash solid waste from collected NLC India Limited, Bikaner, Rajasthan, India</b>	<b>49</b>
<b>4.1</b>	<b>XRD curves of (a) ball clay and (b) fly ash</b>	<b>54</b>
<b>4.2</b>	<b>SEM images of (a) lignite fly ash and (b) clay</b>	<b>55</b>
<b>4.3</b>	<b>Differential thermal analysis curves of different samples (C-1, C-2, C-3, C-4 and C-5)</b>	<b>56</b>
<b>4.4 (a)</b>	<b>X-Ray diffractogram of different samples fired at 1000 °C</b>	<b>59</b>
<b>4.4 (b)</b>	<b>X-Ray diffractogram of different samples fired at 1100 °C</b>	<b>59</b>
<b>4.4 (c)</b>	<b>X-Ray diffractogram of different samples fired at 1200 °C</b>	<b>60</b>
<b>4.5</b>	<b>The linear shrinkage of different samples fired at different temperatures</b>	<b>61</b>
<b>4.6</b>	<b>Bulk Density (BD) of different samples as function of composition and firing temperature</b>	<b>62</b>
<b>4.7</b>	<b>Apparent Porosity (AP) of different samples as function of composition and firing temperature</b>	<b>63</b>

<b>4.8</b>	<b>Cold crushing strength (CCS) of different samples fired at different temperatures</b>	<b>64</b>
<b>4.9</b>	<b>Cold modulus of rupture (CMOR) of different samples fired at different temperatures</b>	<b>65</b>
<b>4.10(a)</b>	<b>Thermal conductivity of different samples fired at 1000 °C</b>	<b>66</b>
<b>4.10(b)</b>	<b>Thermal conductivity of different samples fired at 1100 °C</b>	<b>66</b>
<b>4.10(c)</b>	<b>Thermal conductivity of different samples fired at 1200 °C</b>	<b>67</b>
<b>4.11</b>	<b>SEM image portraying surface morphology of sample (a) C-1, (b) C-2, (c) C-3, and (d) C-4 sintered at 1200 °C</b>	<b>68</b>
<b>4.12</b>	<b>EDS analysis of points M1, M2, M3, and M4 for formulations C-1, C-2, C-3, and C-4, respectively, as represented in SEM images</b>	<b>68</b>
<b>4.13</b>	<b>SEM image portraying surface morphology of sample (a) C-5 with EDS analysis sintered at 1200 °C</b>	<b>69</b>
<b>5.1</b>	<b>XRD curve of (a) fly ash and (b) ball clay</b>	<b>77</b>
<b>5.2</b>	<b>SEM image of (a) fly ash and (b) ball clay</b>	<b>78</b>
<b>5.3</b>	<b>DTA curve of raw material (a) ball clay and (b) fly ash</b>	<b>79</b>
<b>5.4(a)</b>	<b>DTA curve of raw mix of composition FC00S</b>	<b>80</b>
<b>5.4(b)</b>	<b>DTA curve of raw mix of composition FC10S</b>	<b>80</b>
<b>5.4(c)</b>	<b>DTA curve of raw mix of composition FC20S</b>	<b>81</b>
<b>5.4(d)</b>	<b>DTA curve of raw mix of composition FC30S</b>	<b>81</b>

<b>5.4(e)</b>	<b>DTA curve of raw mix of composition FC40S</b>	<b>82</b>
<b>5.5(a)</b>	<b>XRD curve of the sawdust incorporated different samples fired at 1000°C</b>	<b>84</b>
<b>5.5(b)</b>	<b>XRD curve of the sawdust incorporated different samples fired at 1100°C</b>	<b>84</b>
<b>5.5(c)</b>	<b>XRD curve of the sawdust incorporated different samples fired at 1200°C</b>	<b>85</b>
<b>5.6</b>	<b>Surface morphology of the sawdust incorporated samples (a) FC10S, (b) FC20S, (c) FC30S, and (d) FC40S fired at 1100 °C</b>	<b>86</b>
<b>5.7</b>	<b>EDS image of composition FC40S fired at 1100 °C</b>	<b>86</b>
<b>5.8</b>	<b>SEM image of mullite whisker for composition (a) FC10S, (b) FC20S, (c) FC30S, and (d) FC40S fired at 1100 °C</b>	<b>87</b>
<b>5.9</b>	<b>The shrinkage behavior of the sawdust incorporated fired samples as a function of temperature</b>	<b>88</b>
<b>5.10</b>	<b>The apparent porosity of the sawdust incorporated different compositions fired at 1000, 1100, and 1200 °C</b>	<b>89</b>
<b>5.11</b>	<b>The bulk density of the sawdust incorporated fired samples at different temperatures</b>	<b>90</b>
<b>5.12</b>	<b>The cold crushing strength of the sawdust incorporated fired samples at different temperatures</b>	<b>91</b>
<b>5.13</b>	<b>The cold modulus of rupture of the sawdust incorporated fired samples at different temperatures</b>	<b>92</b>

<b>5.14(a)</b>	<b>Thermal conductivity of the sawdust incorporated different samples fired at 1000 °C</b>	<b>93</b>
<b>5.14(b)</b>	<b>Thermal conductivity of the sawdust incorporated different samples fired at 1100 °C</b>	<b>94</b>
<b>5.14(c)</b>	<b>Thermal conductivity of the sawdust incorporated different samples fired at 1200 °C</b>	<b>94</b>

## ABBREVIATIONS AND SYMBOLS

%–Percentage	XRF- X-ray fluorescence
©–Copyright	XRD–X-ray diffraction
°C – Degree centigrade	SEM–Scanning electron microscopy
α-Alpha	EDS–Energy dispersive X-ray
β-Beta	spectroscopy
γ-Gama	TEM- Transmission Electron Microscopy
Θ- Theta	FA- Fly ash
Δ-Delta	TC- Thermal Conductivity
μm–Micrometer	DTA- Differential Thermal Analysis
mm–Millimeter	FA- Fly Ash
nm–Nanometer	
cm– Centimeter	
Kg–Kilogram	
gm –Gram(s)	
m–Molar	
min–Minutes	
sec–Second h–Hour	
ev-Electron Volts	
Å <sup>0</sup> -Angstrom	
ρ -Density	
e.m.f – Electromotive force	

## PREFACE

---

The present work investigates the possible use of fly ash solid-waste for the research of insulation refractory bricks. Fly ash is considered as a powdered material being collected by dust collectors built-in boilers of thermal power plants with the use of coal as a fuel. In India, coal is of poor quality having high ash content around 30–45 wt. %, fly ash created at coal thermal power plants. The development of refractory bricks made of new materials has recently drawn a lot of interest to address sustainability issues. So, in this study, the recycling of lignite fly ash produced by coal-fired thermal power plants has been investigated to make fireclay refractory bricks. The lignite fly ash and ball clay are the primary raw materials characterized by X-ray diffraction (XRD), Scanning electron microscopy (SEM), X-ray fluorescence (XRF), and differential thermal analysis (DTA). The chemical, thermal, crystallographic and morphological analysis of fly ash solid-waste has been determined by XRF, DTA-TG, XRD and SEM, respectively. The XRF results show the fly ash solid-waste is alumina and silica-rich. XRD results also reveal that the material is composed of mullite and quartz crystals. SEM investigation exhibits the morphology of fly ash solid-waste is needle-like mullite and fibrous-like quartz type of structure, which supports the XRD results. It can be concluded from the inquiry that fly ash solid-waste is the potential low-cost raw material for insulation refractory bricks.

The samples were prepared using a uniaxial hydraulic press, and firing was done in the range of 1000 to 1200 °C for 2 hours. The fired samples were characterized in terms of chemical composition, mineralogical phase, and microstructural using different characterization tools such as XRF, XRD, and SEM. The physical, mechanical, and thermal properties such as linear firing shrinkage, apparent porosity (AP), bulk density (BD), cold crushing strength (CCS), cold modulus of rupture (CMOR), and thermal conductivity of the fired sample were investigated. The linear firing shrinkage, AP, BD, and CCS values were achieved estimated to be 5.32%,

2.10 gm/cc, 15%, and 52 MPa, respectively. The SEM analysis shows dense, rod-like mullite structure and interlocking microstructure of the fired samples. The results were well matched with ASTM standards and commercially available products. So, this promising result indicates lignite fly ash can be used as a potential raw material to produce fireclay refractory bricks.

Lignite FA from coal-fired thermal power plant NLC India Ltd., Bikaner in northern India, ball clay, and sawdust are the main components of semi-silica insulation refractory bricks. FA and ball clay were blended in various combinations, and sawdust is used as a pore former. The prepared samples were fired in the range of 1000 °C to 1200 °C. The resultant properties of the bricks were characterized in terms of mechanical, thermal, phase analysis, and microstructure. It was found that FA can be used as a suitable candidate in the preparation of semi-silica insulation refractory bricks. The chemical analysis, bulk density (BD), apparent porosity (AP), and thermal conductivity (TC) of insulation refractory bricks with lignite FA were observed to be similar to commercial products. The sample FC30S, which contains 60% lignite FA showed 44.69% AP and 0.38 W/mK thermal conductivity after sintering at 1100 °C for 2 hours. Hence,

A tremendous amount of lignite fly ash (FA) is produced as waste materials in coal-fired thermal power plants. These wastes materials contain toxic elements which are detrimental to the environment. In this study, the lignite FA waste materials are used as the primary raw material for the fabrication of semi-silica insulation refractory bricks to save the environment from these effects. The use of FA is technically feasible, economically beneficial, and can be used as thermal insulation refractory. The study indicates a sustainable technique of using fly ash for the fabrication of eco-friendly semi-silica insulation refractory.

The current thesis deals with the study of lignite fly ash based alumino-silicate refractory materials which may be potentially used for the lining of kiln, furnace, and soak pit etc. In this

work, lignite fly ash, ball clay and sawdust are mixed as per our requirement for the alumino-silicate refractory.

The thesis is divided into six different chapters

**Chapter 1** comprises of general introduction about alumino-silicate refractories, brief about finding and literature of other researcher and some properties of like lignite fly ash and alumino-silicate refractories. The brief summary of these materials is discussed along with current problems and objectives.

**Chapter 2** the detail of materials used, experimental setup, synthesis method, testing and characterization techniques are discussed which have been employed to perform the works presented in the thesis.

**In chapter 3**, deals with characterization of lignite fly ash for the utilization in the alumino-silicate refractories.

**Chapter 4** describe the effect of fly ash and ball clay on the physical and mechanical properties of the alumino-silicate refractories was investigated.

**Chapter 5** reported the attempt to find out the possible application of lignite fly ash in the field of semi-silica insulation refractories a which is alumino-silicate refractories.

**Chapter 6** is the concluding chapter in which I have summarized the result obtain to reach on some conclusion and future scope of work.