


References



References

Agnihotri, D., Pillai, S.S.K., Aggarwal, N., Tewari, R., Jasper, A. & Uhl, D. (2018). Palynomorphs from the Barakar Formation of Dhanpuri Open Cast Mine, Sohagpur Coalfield, Madhya Pradesh, India. *Paleobotanist*. 67(2) 171-184.

Agnihotri, D., Tewari, R., Pillai, S. S. K., Jasper, A., & Uhl, D. (2016). Early Permian *Glossopteris* from the Sharda Open Cast mine, Sohagpur Coalfield, Shahdol District, Madhya Pradesh. *Paleobotanist*. 65, 97–107.

Ahmed, A. I., El-Hakam, S. A., Samra, S. E., EL-Khouly, A. A., & Khder, A. S. (2008). Structural characterization of sulfated zirconia and their catalytic activity in dehydration of ethanol. *Colloids and Surfaces A: Physicochemical and Engineering Aspects*, 317(1-3), 62–70.

Alakangas, E. (2015). Quality guidelines of wood fuels in Finland VTT-M-04712-15. Doi: 10.13140/RG.2.1.3290.3127

Alonso, E. Sherman, A. M. Wallington, T. J. Everson, M. P. Field, F. R. Roth, R. & Kirchain, R. E. (2012). Evaluating rare earth element availability: A case with revolutionary demand from clean technologies. *Environ. Sci. Technol.*, 46, 3406–3414.

Annual Book of ASTM Standards, Vol. (1994) Section 5, American Society of Testing Materials, Philadelphia, 1993, pp. D3172±D3189.

American Society for Testing and Materials (ASTM) D-4874 (1995). Standard Test Method for Leaching Solid in a Column Apparatus., Annual Book of ASTM Standards, v.11.04, pp. 78-84

American Society for Testing, Materials (ASTM) D3172. (2013). Standard Practice for Proximate Analysis of Coal and Coke. Annual Book of Standards, Volume 05.06. ASTM International, West Conshohocken, Pennsylvania.

American Society for Testing, Materials (ASTM) D3173. (2013). Standard Test Method for Moisture in the Analysis Sample of Coal and Coke. Annual Book of Standards, Volume 05.06. ASTM International, West Con- shohocken, Pennsylvania.

American Society for Testing, Materials (ASTM) D3174. (2013). Standard Test Method for Ash in the Analysis Sample of Coal and Coke from Coal. Annual Book of Standards, Volume 05.06. ASTM International, West Con- shohocken, Pennsylvania.

American Society for Testing, Materials (ASTM) D3175. (2013). Standard Test Method for Volatile Matter in the Analysis Sample of Coal and Coke. Annual Book of Standards, Volume 05.06. ASTM International, West Con- shohocken, Pennsylvania.

American Society for Testing, Materials (ASTM) D3176. (2013). Standard Practice for Ultimate Analysis of Coal and Coke. Annual Book of Standards, Volume 05.06. ASTM International, West Conshohocken, Pennsylvania.

American Society for Testing, Materials (ASTM) D3177. (2013). Standard Test Methods for Total Sulfur in the Analysis Sample of Coal and Coke. Annual Book of Standards, Volume 05.06. ASTM International, West Con- shohocken, Pennsylvania.

American Society for Testing, Materials (ASTM) D3178. (2013). Standard Test Methods for Carbon and Hydrogen in the Analysis Sample of Coal and Coke. Annual Book of Standards, Volume 05.06.

American Society for Testing, Materials (ASTM) D388-19a. (2020) Standard Classification of Coals by Rank

American Society for Testing, Materials (ASTM) D5142. (2013). Standard Test Methods for Proximate Analysis of the Analysis Sample of Coal and Coke by Instrumental Procedures. Annual Book of Standards, Volume 05.06. ASTM International, West Conshohocken, Pennsylvania.

American Society for Testing, Materials (ASTM) D3179. (2013). Standard Test Methods for Nitrogen in the Analysis Sample of Coal and Coke. Annual Book of Standards, Volume 05.06. ASTM International, West Conshohocken, Pennsylvania.

Arbuzov, S. I., Maslov, S. G., Finkelman, R. B., Mezhibor, A. M., Ilenok, S. S., Blokhin, M. G., & Peregudina, E. V. (2018). Modes of occurrence of rare earth elements in peat from Western Siberia. *J. Geochem. Explor.* 184, 40–48.

Archer, A. W., & Kvale, E. P. (1993). Origin of gray-shale lithofacies (clastic wedges) in U.S. midcontinent coal measures (Pennsylvanian): an alternative explanation. In: Cobb, J.C., Cecil, C.B. (Eds.), *Modern and Ancient Coal-Forming Environments: Geological Society of America Special Paper*, 286, pp. 181–192.

Asuero, A. G., Sayago, A., & González, A. G. (2006). The Correlation Coefficient: An Overview. *Critical Reviews in Analytical Chemistry*, 36(1), 41–59.

Austin, S. A. (1979). Depositional environment of the Kentucky No.12 coal bed (Middle Pennsylvanian) of western Kentucky, with special reference to the origin of coal lithotypes. Ph.D. thesis, Pennsylvania State University.

Baba, A., Kaya, A., & Birsoy, Y. (2003). The effect of Yatagan thermal power plant (Mugla- Turkey) on the quality of surface and ground waters. *Water Air Soil Pollut.* 149, 93–111.

Bafghi, M. S., Emami, A. H., & Zakeri, A. (2013). Effect of Specific Surface Area of a Mechanically Activated Chalcopyrite on Its Rate of Leaching in Sulfuric Acid-Ferric Sulfate Media. *Metallurgical and Materials Transactions B*, 44(5), 1166–1172.

Balachandran, M. (2014). Role of Infrared Spectroscopy in Coal Analysis—An Investigation. *American Journal of Analytical Chemistry*, 5, 367-372

Barakos, G., Mischo, H., & Gutzmer, J., (2016). An outlook on the rare earth elements mining industry. *AusIMM Bulletin 2016*, Page 1-9

Bardet, M., & Pournou, A. (2017). NMR Studies of Fossilized Wood. *Annual Reports on NMR Spectroscopy*, 41–83.

Barik, S. P., Park, K. H., Parhi, P. K., Park, J. T., & Nam, C. W. (2012). Extraction of metal values from waste spent petroleum catalyst using acidic solutions. *Separation and Purification Technology*, 101, 85–90.

Baron, R., (2020). Determination of rare earth elements content in hard coal Type 31.1. *Management Systems in Production Engineering* 28, 240–246.

Battsengel, A., Batnasan, A., Narankhuu, A., Haga, K., Watanabe, Y., & Shibayama, A. (2018). Recovery of light and heavy rare earth elements from apatite ore using sulphuric acid leaching, solvent extraction and precipitation. *Hydrometallurgy*, 179, 100–109.

Bau, M. (1996). Controls on the fractionation of isovalent trace elements in magmatic and aqueous systems: evidence from Y/Ho, Zr/Hf, and lanthanide tetrad effect. *Contrib. Mineral. Petrol.* 123 (3), 323–333.

Bauer, D., Diamond, D., Li, J., Sandalow, D., Telleen, P., & Wanner, B. (2010). U.S. Department of Energy critical materials strategy. United States: N. p., 2010. Web. doi:10.2172/1000846.

Beddu, S., Manan, T. S. B. A., Zainoodin, M. M., Khan, T., Mohtar, W. H. M. W., Nurika, O., Jusoh, H., Yavari, S., Kamal, N. L. M., Ghanim, A. A., Pati, S., & Abdullah, M. T. (2020). 'Dataset on leaching properties of coal ashes from Malaysian coal power plant', *Data in Brief*, Vol. 31

Behera, S. K., Chakraborty, S., & Meikap, B. C. (2018). Demineralization mechanism and influence of parameters on high ash Indian coal by chemical leaching of acid and alkali solution. *International Journal of Coal Science & Technology*, 5(2), 142–155.

Behera, S. K., Kumari, U., & Meikap, B. C. (2018). A review of chemical leaching of coal by acid and alkali solution. *Journal of Mining and Metallurgy*, 54 A (1) 1 - 24

Bhatt S. M. & Rajkumar, N. (2015). Effect of moisture in coal on station heat rate and fuel cost for Indian thermal power plants. *The Journal of CPRI*, Vol. 11, No. 4, pp. 773-786.

Bilen, M. (2019). Proximate and Ultimate Analysis Before and After Physical & Chemical Demineralization. IOP Conference Series: Earth and Environmental Science, 362, 012092.

BIS, Methods of test for coal and coke, (IS: 1350, Pt IV/Sec 2), Ultimate Analysis. Section 2, Determination of Nitrogen, ISI, New Delhi, 1975.

BIS, Methods of test for coal and coke (2nd revision of IS: 1350). Part I, Proximate analysis, Bureau of Indian Standard, 1–29, 2003

Binnemans, K., Jones, P. T., Blanpain, B., Gerven, T. V., Yang, Y. X., & Walton, A. (2013). Recycling of rare earths: A critical review. *J Clean Prod.*;51:1.

Binningham, S. D. & Horovitz, C. T. (1999). Biochemistry of Scandium and Yttrium, Part 1: Physical and Chemical Fundamentals, New York: Springer Science and Business Media 1999. doi: 10.1007/978-1-4615-4313-8_2.

Birk, D. & White, J. C. (1991). Rare earth elements in bituminous coals and underclays of the Sydney Basin, Nova Scotia: Element sites, distribution, mineralogy. *Int. J. Coal Geol.*, 19, 219–251.

Biswas, S. K. (1999). A review on the evolution of rift basins in India during Gondwana with special reference to western Indian basins and their hydrocarbon prospects. In: Sahni, A., Loyal, R\$. (Eds.), *Gondwana Assembly: New Issues and Perspectives*. Proc. Ind. Nat. Sci. Acad. Spl. Issue, vol. 65A, pp. 261-283.

Blengini, G. A., Nuss, P., Dewulf, J., Nita, V., Talens Peiró, L., Vidal-Legaz, B., Latunussa, C., Mancini, L., Blagoeva, D., & Pennington, D. (2017). EU methodology for critical raw materials assessment: Policy needs and proposed solutions for incremental improvements. *Resour. Policy*, volume 53, 12–19

Blissett, R. S., Smalley, N., & Rowson, N. A. (2014). An investigation into six coal fly ashes from the United Kingdom and Poland to evaluate rare earth element content. *Fuel* 119, 236e239.

Bodoev, N. V., Guet, J. M., Gruber, R., Dolgoplov, N. I., Wilhelm, J. C., & Bazarova, O. (1996). FT-i.r. and XRD analysis of sapropelitic coals. *Fuel*, 75(7), 839–842.

BP Statistical Review of World Energy, (2020).

BP Statistical Review of World Energy, (2021)

Buckwalter, C., Pederson, L., & McVay, G. (1982). The effects of surface area to solution volume ratio and surface roughness on glass leaching. *Journal of Non-Crystalline Solids*, 49(1-3), 397–412.

Cameron A. R. (1978) Megascopic description of coal with particular reference to seams in southern Illinois. ASTM STP 235.

Cao, S., Zhou, C., Pan, J., Liu, C., Tang, M., Ji, W., Hu, T., & Zhang, N. (2018). Study on Influence Factors of Leaching of Rare Earth Elements from Coal Fly Ash. *Energy & Fuels*, 32(7), 8000–8005.

Cao, Y., Tang, M., Ji, W., Hu, T., & Zhang, N. 2021. A critical review of the recovery of rare earth elements from wastewater by algae for resources recycling technologies. *Resour. Conserv. Recycl.* 169, 105519

Casagrande, D. J., Siefert, K., Berchinski, C., & Sutton, N. (1977). Sulfur in peat-forming systems of the Okefenokee swamp and Florida Everglades; origin of sulfur in coal. *Geochimica et Cosmochimica Acta* 41, 161–167.

Chandra, D., Singh R. M., & Singh M. P. (2000). *Text Book of Coal (Indian Context)* Chapter 3, 39 pp.

Chandra, S., & Chandra, A. (1987). Vegetational changes and their climatic implications in coal-bearing Gondwana: *The Paleontologist*, Vol. 36, pp. 74-86.

Chatterjee, N., & Deshmukh, S. S. (1996). Indian Intraplate and Continental Margin Rifting, Lithospheric Extension, and Mantle Upwelling in Deccan Flood Basalt Volcanism near the K/T Boundary: Evidence from Mafic Dike Swarms. *The Journal of Geology*, 104(4), 379–398.

Chen, Y. J., Zhi, G. R., Feng, Y. L., Fu, J. M., Feng, J. L., & Sheng, G. Y. (2006). Measurements of emission factors for primary carbonaceous particles from residential raw-coal combustion in China. *Geophys Res Lett*;33:L20815–8.

Chen, Y., Tian, C., Feng, Y., Zhi, G., Li, J., & Zhang, G. (2015) Measurements of emission factors of PM_{2.5}, OC, EC, and BC for household stoves of coal combustion in China. *Atmos Environ* 2015;109:190–6.

Cheng, H., Frost, R.L., Yang, J., Liu, Q., & He, J. (2010). Infrared and infrared emission spectroscopic study of typical Chinese kaolinite and halloysite. *Spectrochim. Acta A Mol. Biomol. Spectrosc.* 77, 1014–1020.

Choudhary, A., Grover, A. K., Bose, J., Gupta, S., & Gosh, D. P., (1984) New find of coking coal in the Baheraband Jalsar area of Sohagpur coalfield, Madhya Pradesh. *Indian Minerals*, Vol. 38, No. 4, pp. 5974.

Chou, C. L. (1984). Relationship between geochemistry of coal and the nature of strata overlying the Herrin Coal in the Illinois Basin, U.S.A. *Memoir of the Geological Society of China* 6, 269–280.

Chou, C. L. (2012). Sulfur in coals: A review of geochemistry and origins. *International Journal of Coal Geology*, 100, 1–13.

Chu, S. (2011). *Critical Materials Strategy*. DIANE Publishing.

Clarence, K. Jr. (1974). *Microsampling techniques for Infrared and Raman Spectroscopy of Lunar and Terrestrial Minerals*, Academic Press: New York.

Coal Directory of India (2020-21). Coal Controller's Organization, Ministry of Coal, Government of India. <http://www.coalcontroller.gov.in/writereaddata/files/download/coaldirectory/CoalDirectory2020-21.pdf>

Coates, J. P. (1977). *The IR Analysis of Quartz and Asbestos*, Nelieth Offset Ltd., Chesham, England.

Concepts: Linear and Nonlinear. (2011). <https://necsi.edu/linear-nonlinear>

Cravotta III, C. A., Brady, B. C. K., Rose, A. W., & Douds, J. B. (1999). Frequency Distribution of the pH of Coal-Mine Drainage in Pennsylvania. USGS, Volume1/sectionD/1507.

Cravotta III, C. A. (2001). Effects of abandoned coal-mine drainage on stream flow and water quality in the Mahanoy Creek Basin, Schuylkill, Columbia, and Northumberland counties, Pennsylvania. Scientific Investigation Report 2004-5291, U.S. Geological Survey, Pennsylvania, <https://pubs.usgs.gov/sir/2004/5291/pdf/sir2004-5291.pdf>.

Cravotta III, C. A., & Brady, K. B. C. (2015). 'Priority pollutants and associated constituents in untreated and treated discharges from coal mining or processing facilities in Pennsylvania, USA', *Applied Geochemistry*, Vol. 62, pp.108–130

Crowley, S. S., Stanton, R. W., & Ryer, T. A. (1989). The effects of volcanic ash on the maceral and chemical composition of the C coal bed, Emery Coal Field, Utah. *Org. Geochem.* 14 (3), 315–331.

Dai, S., Yan, X., Ward, C. R., Hower, J. C., Zhao, L., Wang, X. & Finkelman, R. B. (2016a). Valuable elements in Chinese coals: a review. *International Geology Review*, 60(5-6), 590–620.

Dai, S., Graham, I. T., & Ward, C. R. (2016b). A review of anomalous rare earth elements and yttrium in coal. *International Journal of Coal Geology*. 159, 82–95.

Dai, S., Ren, D., Chou, C.-L., Li, S., & Jiang, Y., (2006). Mineralogy and geochemistry of the no. 6 coal (Pennsylvanian) in the Junger coalfield, Ordos basin, China. *Int. J. Coal Geol.* 66, 253–270.

Dai, S., Li, D., Chou, C. Lei, Zhao, L., Zhang, Y., Ren, D., Ma, Y., & Sun, Y. (2008). Mineralogy and geochemistry of boehmite-rich coals: New insights from the Haerwusu Surface Mine, Jungar Coalfield, Inner Mongolia, China. *International Journal of Coal Geology*, 74(3-4), 185–202.

Dai, S., Ren, D., Chou, C., Finkelman, R. B., Seredin, V. V., & Zhou, Y. (2012). Geochemistry of trace elements in Chinese coals: a review of abundances, genetic types, impacts on human health, and industrial utilization. *International Journal of Coal Geology*, 94, 3–21.

Dai, S., Seredin, V. V., Ward, C. R., Jiang, J., Hower, J. C., Song, X., Jiang, Y., Wang, X., Gornostaeva, T., Li, X., & Liu, H. (2014b). Composition and modes of occurrence of minerals and elements in coal combustion products derived from high-Ge coals. *International Journal of Coal Geology*. 121, 79e97.

Dai, S., Wang, X., Seredin, V. V., Hower, J. C., Ward, C. R., O’Keefe, J. M. K., W. Li, T. Li, X. Liu, H. Xue, W. & Zhao, L. (2012). Petrology, mineralogy, and geochemistry of the Ge-rich coal from the Wulantuga Ge ore deposit, Inner Mongolia, China: New data and genetic implications. *International Journal of Coal Geology*, 90-91, 72–99.

Dai, S., Xie, P., Ward, C. R., Yan, X., Guo, W., French, D., & Graham, I. T. (2017a). Anomalies of rare metals in Lopingian super-high-organic-sulfur coals from the Yishan Coalfield, Guangxi, China. *Ore Geol. Rev.* 88, 235–250.

Dai, S., Zhao, L., Hower, J. C., Johnston, M. N., Song, W., Wang, P., & Zhang, S. (2014). Petrology, mineralogy, and chemistry of size-fractionated fly ash from the Jungar power plant, Inner Mongolia, China, with emphasis on the distribution of rare earth elements. *Fuel*, 28 (2), 1502–1514.

Dai, S., Bechtel, A., Eble, C. F., Flores, R. M., French, D., Graham, I. T., Hower, J. C. & O’Keefe, J. M. K. (2020). Recognition of peat depositional environments in coal: A review. *International Journal of Coal Geology*, 103383.

Das, A. & Datta, B. (1999) Development of Multiobjective Management Models for Coastal Aquifers. *Journal of Water Resources Planning and Management*, 125, 12.

Dash, P. S., Lingam, R. K., Santosh Kumar, S., Suresh, A., Banerjee, P. K., & Ganguly, S. (2015). Effect of elevated temperature and pressure on the leaching characteristics of Indian coals. *Fuel*, 140, 302–308.

Davis, A. (1978) Compromise in coal seam description. ASTM STP 661.

Davidson, R. M. & Clarke L. B. (1996). Trace elements in coal, PER/21. London: IEA Coal Research.

Department of Energy. (2017). Report on Rare Earth Elements from Coal and Coal By products. <https://www.energy.gov/sites/prod/files/2018/01/f47/EXEC-2014-000442%20%20for%20Conrad%20Regis%202.2.17.pdf>;

Dhanam, K., Kumar, P. S., Mysaiah, D., Prasad, P. P., & Seshunarayana, T. (2013). High-resolution seismic imaging of the Sohagpur Gondwana basin, central India: Evidence for syn-sedimentary subsidence and faulting. *Journal of Earth System Science*, 122(6), 1495–1505.

Directorate General of Commercial Intelligence and Statistics (DGCIS), Kolkata (2021). <https://coal.gov.in/sites/default/files/2021-01/Export-of-Coal-last-ten-years.pdf>

Donahue, C. J. & Elizabeth, A. R. (2009). Proximate Analysis of Coal. *Journal of Chemical Education*. Edition 86 (2), page. 222-226

Dong, Y., Sun, X., Wang, Y., Huang, C., & Zhao, Z. (2016). ‘The sustainable and efficient ionic liquid-type saponification strategy for rare earth separation processing’, *ACS Sustainable Chemistry and Engineering*, Vol. 4, Issue 3, pp.1573-1580.

Doshi, G. N. (1998). Analysis and Application of FTIR Systems. A thesis of Master of Science in Computer Engineering, Department of Electrical and Computer Engineering, New Jersey Institute of Technology August.

Dun, W., Guijian, L., Ruoyu, S., & Xiang, F. (2013). Investigation of Structural Characteristics of Thermally Metamorphosed Coal by FTIR Spectroscopy and X-ray Diffraction. *Energy & Fuels*, 27(10), 5823–5830.

Dutta, P. (2002). Gondwana lithostratigraphy of peninsular India. *Gondwana Research*, 5, 540-553.

Dutta, P., Bhowmik, S., & Das, S. (2011). Methane and carbon dioxide sorption on a set of coals from India. *International Journal of Coal Geology*, 85(3-4), 289–299.

Dutta, S. K., & Ghosh, A. (1996). Study of nonisothermal reduction of iron ore-coal/char composite pellet. *Metall Mater Trans B* **25**, 15–26.

Energy Statistics India (2022). Ministry of Statistics and Programme Implementation. 7 April 2022.

Ekman, J. M. (2012). “Rare Earth Elements in Coal Deposits –A Prospectivity Analysis,” Poster Session, AAPG Eastern Section Meeting, Cleveland, Ohio, Sept. 22-26, 2012.

Eskenazy, G. M. (1987). Rare earth elements in a sampled coal from the Pirin deposit, Bulgaria. *International Journal of Coal Geology*. 7 (3), 301–314.

Esterle, J. S. & Ferm, J. C. (1986). Relationship between petrographic and chemical properties and coal seam geometry, Hance seam, Breathitt Formation Southeastern Kentucky. *Int. J. Coal Geol.* 6, 3, 204--214

European Commission (2015). Report on critical raw materials for the Eu.

European Commission (2020). “European Commission, Study on the EU’s list of critical raw materials - Final report (2020)”.

European Parliament and Council, European Parliament and Council European (2008) waste framework directive 2008/98/EC, OJ 312 (2008) 3–30.

Farmer, V. C. (1974). *The IR Spectra of Minerals*, Mineralogical Society, London, 182.

Flaig, W. (1968). Origin of nitrogen in coals. *Chemical Geology*, 3(3), 161–187. doi:10.1016/0009-2541(68)90018-1

Finkelman, R. B. (1981). *Modes of Occurrence of Trace Elements in Coal: USGS Open-File Report 81–99*. 322 p.

Finkelman, R. B. (1982). *Proc. Low-Rank Coal Basic Coal. Sci. Workshop*.

Finkelman, R. B. (1993). Trace and minor elements in coal. In *Organic Geochemistry*, ed. M. H. Engel and S. A. Macko, 593–607. Plenum Press, New York, USA.

Finkelman, R. B. (1994). Modes of occurrence of potentially hazardous elements in coal: levels of confidence”, *Fuel Processing Technology*, 39, 21-34.

Finkelman, R. B. (1999). Trace elements in coal. Environmental and health significance. *Biological Trace Element Research* 67(3):197-204

Finkelman, R. B. Palmer, C. A. & Wang, P. (2018) Quantification of the modes of occurrence of 42 elements in coal. *International Journal of Coal Geology*, 185, 138–160.

Finkelman, R. B., Dai, S., & French, D. (2019). The importance of minerals in coal as the hosts of chemical elements: A review. *International Journal of Coal Geology*, 103251.

Fleming, W. J., Gutenmann, W. H., & Lisk, D. J. (1979). Selenium in tissues of woodchucks inhabiting fly ash landfills. *Bull. Environ. Contam. Toxicol.* 21, 1–3.

Foreman, C.J., Halim, K.C. & Sundararajan, R. (2014). The future of coal. https://www.researchgate.net/publication/286139870_The_future_of_coal

Francis, W. (1961). *Coal: its Formation and Composition*. E. Arnold.

Franus W, Wiatros-Motyka M. M., & Wdowin, M. (2015) Coal fly ash as a resource for rare earth elements. *Environ Sci Pollut Res* ;22:9464-74.

Gaustad, G., Williams, E., & Leader, A. (2021). Rare earth metals from secondary sources: Review of potential supply from waste and byproducts. *Resources, Conservation and Recycling*, 167, 105213.

Gautam, S., Awatar, R., Tewari, R., & Goswami, S. (2016). Permian–Triassic palynofloral transition in Sohagpur Coalfield, South Rewa Gondwana Basin, Madhya Pradesh, India. *The Palaeobotanist* 65.

Gil, S. (2002). Fuel-N Conversion to NO, N₂O and N₂ During Coal Combustion. *Fossil Fuel and the Environment*.

Given, P. H., & Yarzab, R. F. (1978). Analysis of the Organic Substance of Coal. In: *Analytical Methods for Coal and Coal Products*. C. Karr Jr. (Editor). Academic Press Inc., New York. Volume II. Chapter 20.

Glover, G. M., Kaltend, A. S., & Marsh, A. R. W. (1980). The role of sulphur in acid rain, in: Proc. 1st Europ. Symp. on Physico-chemical Behaviour of Atmospheric Pollutants, Ispra, 16-18, pp.49-430. Eds B. Versino and H. Ott. Commission of the European Communities, Brussels 1980.

Gluskoter, H. J., & Simon, J. A. (1968). Sulfur in Illinois coals: Illinois State Geological Survey Circular, 432, pp28.

Greaver, T. L., Sullivan, T. J., Herrick, J. D., Barber, M. C., Baron, J. S., Cosby, B. J., & Novak, K. J. (2012). Ecological effects of nitrogen and sulfur air pollution in the US: what do we know? *Frontiers in Ecology and the Environment*, 10(7), 365–372.

Groen, J. C., & Craig, J. R. (1994). The inorganic geochemistry of coal, petroleum, and their gasification/combustion products. *Fuel Processing Technology*, 40(1), 15–48.

Guangyin, Z., & Youcai, Z. (2017). Harvest of Bioenergy From Sewage Sludge by Anaerobic Digestion. *Pollution Control and Resource Recovery*, 181–273.

Guo, C., Zou, J., Wei, C., & Jiang, Y. (2013). Comparative Study on Extracting Alumina from Circulating Fluidized-Bed and Pulverized-Coal Fly Ashes through Salt Activation. *Energy & Fuels*, 27(12), 7868–7875.

Guo, Y., Lv, H., Yang, X., & Cheng, F. (2015). $AlCl_3 \cdot 6H_2O$ recovery from the acid leaching liquor of coal gangue by using concentrated hydrochloric impouring. *Separation and Purification Technology*, 151, 177–183.

Habhashi, F. (1978). Principles of Extractive Metallurgy; Metallurgical Industry Press: Beijing, 1978; p 102.

Haines, P. J. (1995). Thermal Methods of Analysis: Principles, Applications and Problems; Blackie Academic & Professional: London.

Hansen, L. D., Silberman, D., & Fisher, G. L. (1981). Crystalline components of stack-collected, size fractionated coal fly ash. Environ. Sci. Technol. 15, 1057–1062.

Hill, I. D. (1979). On Calculating a Standard Deviation. Teaching Statistics, 1(3), 81–84.

Hlavay, J. (1978). Characterization of the Particle Size and the Crystallinity of Certain Minerals by IR Spectrophotometry and Other Instrumental Methods—II. Investigations on Quartz and Feldspar. Clays and Clay Minerals, 26(2), 139–143.

Honaker, R. Q., Groppo, J., Yoon, R. H., Luttrell, G. H., Noble, A., & Herbst, J. (2017). Process evaluation and flowsheet development for the recovery of rare earth elements from coal and associated byproducts. Miner. Metall. Proc. 34 (3), 107–115.

Honaker, R., Hower, J., Eble, C., Weisenfluh, G., Groppo, J., Rezaee, M., & Yoon, R. H. (2014). Laboratory and bench-scale testing for rare earth elements.

Honaker, R., Hower, J., Eble, C., Weisenfluh, G., Groppo, J., Rezaee, M., Bhagavatula, A., Luttrell, G. H., Bratton, R. C., Kiser, M., & Yoon, R. H. (2014). Laboratory and bench-scale testing for rare earth elements., 724, 554–3652.

Honaker, R.Q., Groppo, J., Yoon, R.H., Luttrell, G.H., Noble, A., & Herbst, J. (2017). Process evaluation and flowsheet development for the recovery of rare earth elements from coal and associated byproducts. *Miner. Metall. Process.* V. 34, 107–115,

Honaker, R., Zhang, W., & Werner, J. (2019). Acid Leaching of Rare Earth Elements from Coal and Coal Ash: Implications for Using Fluidized Bed Combustion to Assist in the Recovery of Critical Materials. *Energy & Fuels*, 33 (7), 5971-5980

Hood, M. M., Taggart, R. K., Smith, R. C., Hsu-Kim, H., Henke, K. R., Graham, U. M., Groppo, J. G., Unrine, J. M., & Hower, J. C. (2017). Rare earth element distribution in fly ash derived from the Fire Clay coal, Kentucky. *Coal Combust. Gasification Prod.* 9, 22e23.

Horovitz, C. T. (1999). Chemical and Physical Properties of Scandium and Yttrium. In: *Biochemistry of Scandium and Yttrium, Part 1: Physical and Chemical Fundamentals. Biochemistry of the Elements*, vol 13A. Springer, Boston, MA.

Hower J. C., Esterle J. S., Wild G. D. & Pollock J. D. (1990). Perspectives on coal lithotype analysis. *J. Coal Qual.* 9, 48-52.

Hower, J. C., Ruppert, L. F., & Eble, C. F. (1999). Lanthanide, yttrium, and zirconium anomalies in the Fire Clay coal bed, Eastern Kentucky. *International Journal of Coal Geology*.;39(1e3):141.

Hower, J. C., Groppo, J. G., Joshi, P., Dai, S., Moecher, D. P., & Johnston, M. N. (2013). Location of cerium in coal-combustion fly ashes: implications for recovery of lanthanides. *Coal Combustion and Gasification Products*, 5, 73–78.

Hower, J. C., Groppo, J. G., Henke, K. R., Hood, M. M., Eble, C. F., Honaker, R. Q., Zhang, W., & Qian, D. (2015). Notes on the potential for the concentration of rare earth elements and yttrium in coal combustion fly ash. *Minerals* 5 (2), 356–366.

Hower, J., Granite, E., Mayfield, D., Lewis, A., & Finkelman, R. (2016). Notes on Contributions to the Science of Rare Earth Element Enrichment in Coal and Coal Combustion Byproducts. *Minerals*, 6(2), 32.

Hower, J. C. Eble, C. F. Dai, S., & Belkin, H. E. (2016a). Distribution of rare earth elements in eastern Kentucky coals: indicators of multiple modes of enrichment? *International Journal of Coal Geology.*, 160-161, 73–81.

Hu, X., Zhu, X., & Sun, Z. (2020). Development of an SEM image analysis method to characterize intumescent fire retardant char layer. *Progress in Organic Coatings*, 139, 105461.

Huang, Q., Noble, A., Herbst, J., & Honaker, R. (2018). Liberation and release of rare earth minerals from Middle Kittanning, Fire Clay, and West Kentucky No. 13 coal sources. *Powder Technol.* Volume 332, page 242–252

Huffine, C. L. & Williams, J. M. (1960). Refining and purification of rare earth metals. ASM-AEC Symposium on the Rare Earths and Related Metals, Chicago, Illinois. 3 November, 1960.

Ibáñez, J. J., & Ruiz-Ramos, M. (2006). A mathematical comparison of classification structures: The case of the USDA Soil Taxonomy. *Eurasian Soil Science*, 39(7), 712–719.

Indian Coal and Lignite Resources (2017), Government of India Geological Survey of India, Introduction, page 1.

Indian Minerals Yearbook (2020). Part III: Minerals Reviews, Coal and Lignite, Indian Bureau of Mines, Ministry of Mines, Government of India. 59th Edition.

International Energy Agency (IEA), (2018). https://webstore.iea.org/download/direct/1136?filename=coalinformation_2018overview.pdf

International Energy Agency (IEA), (2020). https://iea.blob.core.windows.net/assets/00abf3d2-4599-4353-977c-8f80e9085420/Coal_2020.pdf

Interpretation and standards, Parameters of water quality, EPA https://www.epa.ie/pubs/advice/water/quality/Water_Quality.pdf

ISO 1171. (2013). Determination of Ash. Standard Test Methods for Coal Analysis. International Organization for Standardization, Geneva, Switzerland.

ISO 351. (2013). Determination of Total Sulfur – High Temperature Combustion Method. Standard Test Methods for Coal Analysis. International Organization for Standardization, Geneva, Switzerland.

Izidoro, J. D. C, Fungaro, D. A., Campello, F., & Guilhen, S. N. (2018). Immobilization agents study of toxic elements in coal ash. WIT Transactions on Ecology and the Environment at Environmental Impact 2018, 215:387-395

Jaishankar, M., Tseten, T., Anbalagan, N., Mathew, B. B., & Beeregowda, K. N. (2014). Toxicity, mechanism and health effects of some heavy metals. *Interdisciplinary Toxicology*, 7(2), 60–72.

Jana, A., Ghosh, M., Sinha, S., Jothiramajayam, M., Nag, A., & Mukherjee, A. (2017). Hazard identification of coal fly ash leachate using a battery of cyto-genotoxic and biochemical tests in *Allium cepa*. *Arch. Agron. Soil Sci.* 63, 1443–1453.

Jankowski, J., Ward, C. R., French, D., & Groves, S. (2006). Mobility of trace elements from selected Australian fly ashes and its potential impact on aquatic ecosystems. *Fuel* 85, 243–256.

Jasper, A., Agnihotri, D., Tewari, R., Spiekermann, R., Pires, E. F., Da Rosa, Á. A. S., & Uhl, D. (2016). Fires in the mire: repeated fire events in Early Permian “peat forming” vegetation of India. *Geological Journal*, 52(6), 955–969.

Jayaranjan, M. L. D., van Hullebusch, E. D., & Annachhatre, A. P. (2014). Reuse options for coal fired power plant bottom ash and fly ash. *Reviews in Environmental Science and Bio/Technology*, 13(4), 467–486.

Jha, M. K., Kumari, A., Panda, R., Rajesh Kumar, J., Yoo, K., & Lee, J. Y. (2016). Review on hydrometallurgical recovery of rare earth metals. *Hydrometallurgy*, 165, 2–26.

Ji, B., Li, Q., & Zhang, W. (2020). Leaching Recovery of Rare Earth Elements from Calcination Product of a Coal Coarse Refuse Using Organic Acids. *Journal of Rare Earths*.

Ji, B., & Zhang, W. (2021). Rare earth elements (REEs) recovery and porous silica preparation from kaolinite. *Powder Technology*, 391, 522–531.

Johnson, D. B. (2003). Chemical and Microbiological Characteristics of Mineral Spoils and Drainage Waters at Abandoned Coal and Metal Mines. *Water, Air, and Soil Pollution:Focus* Vol. 3, pp.47–66.

Jordens, A. Cheng, Y. P. & Waters, K. E. (2013). A review of the beneficiation of rare earth element bearing minerals. *Miner. Eng.*, 41, 97–114.

Joshi, V. K. (2007). Pages of Past Environment entombed in a mine. www.boloji.com/environment/121.htm.

Kamal, N. L. M., Beddu, S., Syamsir, A., Mohammad, D., Itam, Z., Hamid, Z. A. A., & Manan, T. S. A. (2019). Immobilization of Heavy Metals for Building Materials in the Construction Industry – an Overview. *Materials Today: Proceedings*, 17, 787–791.

Kanazawa, Y., & Kamitani, M. (2006). Rare earth minerals and resources in the world. *Journal of Alloys and Compounds* 408–412, 1339–1343.

Katara, S., Kabra, S., Sharma, A., Hada, R., & Rani, A. (2013). Surface modification of fly ash by thermal activation: A DR/FTIR study, *Intl. J. Pure & Applied Chem.*, 3(4): 299-307.

Kemp, D., & Cilliers, A. C. (2016). High-temperature thermal plasma treatment of monazite followed by aqueous digestion. *J. S. Afr. Inst. Min. Metall.* vol.116 n.10 Johannesburg Oct.

Ketris, M. P., & Yudovich, Y. E. (2009). Estimations of Clarkes for carbonaceous biolithes: World average for trace element content in black shales and coals. *International Journal of Coal Geology*, 78: 135–148.

Khan, T., Mustafa, M. R. U., Isa, M. H., Manan, T. S. B. A., Ho, Y. C., Lim, J. W., & Yusof, N. Z. (2017). Artificial Neural Network (ANN) for Modelling Adsorption of Lead (Pb (II)) from Aqueous Solution. *Water, Air, & Soil Pollution*, 228(11).

Khare, P., & Baruah, B. P. (2010). Structural Parameters of Perhydrous Indian Coals. *International Journal of Coal Preparation and Utilization*, 30(1), 44–67.

King, J. F., Taggart, R. K., Smith, R. C., Hower, J. C., & Hsu-Kim, H. (2018). Aqueous acid and alkaline extraction of rare earth elements from coal combustion ash. *International Journal Coal Geology*, 195, 75–83.

Kingsnorth, D. (2016). Rare earths- the China conundrum. The 12th International Rare Earths Conference Hong Kong, 8th–10th.

Kolker, A., Huggins, F. E., Palmer, C. A. (2000). Mode of occurrence of arsenic in four US coals. *Fuel Process Technol*, Volume 63(2–3): pp. 167–78.

Kolker, A., Scott, C., Hower, J. C., Vazquez, J. A., Lopano, C.L., & Dai, S. (2017). Distribution of rare earth elements in coal combustion fly ash, determined by SHRIMP-RG ion microprobe. *International Journal of Coal Geology*, 184, 1e10.

Kolker, A., Hower, J. C., & Karamalidis, A. K. (2019). Introduction to critical elements in coal and coal ash and their recovery, a virtual special issue. *International Journal of Coal Geology*.

Kumari, A., Panda, R., Jha, M. K., Lee, J. Y., Kumar, J. R., & Kumar, V. (2015). Thermal treatment for the separation of phosphate and recovery of rare earth metals (REMs) from Korean monazite. *J Ind Eng Chem.*, 21:696.

Kumari, A., Panda, R., Jha, M. K., Kumar, J. R., & Lee, J. Y. (2015). Process development to recover rare earth metals from monazite mineral: A review. *Minerals Engineering*, 79, 102–115.

Kumari, P., Singh, A. K., Wood, D. A., & Hazra, B. (2019). Predictions of Gross Calorific Value of Indian Coals from their Moisture and Ash Content. *Journal of the Geological Society of India*, 93(4), 437–442.

Langbein, W. B., & Schumm, S. A. (1958). Yield of sediment in relation to mean annual precipitation. *Transactions, American Geophysical Union*, 39(6), 1076.

Larsen, T. A., Hoffmann, S., Luthi, C., Truffer, B., & Maurer, M. (2016). Emerging solutions to the water challenges of an urbanizing world. *Science* 352, 928–933.

Laudal, D. A., Benson, S. A., Addleman, R. S., Palo, D. (2018). Leaching behavior of rare earth elements in Fort Union lignite coals of North America. *Int. J. Coal Geol.* Volume 191, page 112–124.

Lazo, D. E., Dyer, L. G., Alorro, R. D., & Browner, R. (2018). Treatment of monazite by organic acids II: Rare earth dissolution and recovery. *Hydrometallurgy*, 179, 94–99.

Linares-Solano, A., Martín-Gullon, I., Salinas-Martínez de Lecea, C., & Serrano-Talavera, B. (2000). Activated carbons from bituminous coal: effect of mineral matter content. *Fuel*, 79(6), 635–643.

Li, C., Zhao, L., Hui, X., Yuan, J., & Gao, C. (2017). Influence factors of dynamic calcinations for coal gangue activation. *Chinese Journal of Environmental Engineering* 11(7):4349-435

Li, D., Song, X. Gong, C., & Pan, Z. (2006). Research on cementitious behavior and mechanism of pozzolanic cement with coal gangue. *Cem. Concr. Res.*, 36, 1752–1759.

Li, H., Hui, J., Wang, C., Bao, W., & Sun, Z. (2014). Extraction of alumina from coal fly ash by mixed-alkaline hydrothermal method. *Hydrometallurgy*, 147-148, 183–187.

Li, Y., Yao, Y., Liu, X., Sun, H., & Ni, W. (2013). Improvement on pozzolanic reactivity of coal gangue by integrated thermal and chemical activation. *Fuel*, 109, 527–533.

Lin, R., Bank, T. L., Roth, E. A., Granite, E. J., & Soong, Y. (2017b). Organic and inorganic associations of rare earth elements in central Appalachian coal. *International Journal of Coal Geology*. 179, 295e301.

Lin, R., Howard, B. H., Roth, E. A., Bank, T. L., Granite, E. J., & Soong, Y. (2017a). Enrichment of rare earth elements from coal and coal by-products by physical separations. *Fuel* 200, 506e520.

Lin, R., Stuckman, M., Howard, B. H., Bank, T. L., Roth, E. A., Macala, M. K., Lopano, C., Soong, Y., & Granite, E. J. (2018). Application of sequential extraction and hydrothermal treatment for characterization and enrichment of rare earth elements from coal fly ash. *Fuel* 232, 124–133.

Liu, Y., Zhang, Y. X., Wei, Y. J., Dou, H., Gu, D. S., Zeng, L. M. (2007). Measurement of emission factors of carbonaceous aerosols from residential coal combustion. *Acta Sci Circum* 2007;27:1409–16

Liu, J., Jiang, Y., Xie, P., & Li, Q. (2014). Geochemistry of rare earth elements and yttrium in a Ge-poor coal from the Wulantuga ore deposit, Inner Mongolia, North China. *International Journal of Coal Science & Technology* 1, 390–394.

Liu, G., Zheng, L., Gao, L., Zhang, H., & Peng, Z. (2005). The characterization of coal quality from the Jining coalfield. *Energy*, 30(10), 1903–1914.

Li, Z., Wang, Y., & Yao, H. (2015). Limestone calcination with coal combustion for multicycle CO₂ capture. Conference on The 13th China-Japan Symposium on Coal and C1 Chemistry. 2015/08/31-09/02At: Dunhuang, China.

Luo, Y., & Wang, X. Y. (2015). Study on correlation of quantified coal rank with self-heating temperature. *Mining Engineering*, Vol. 67(No. 11):54-60

Luttrell, H. G., Kiser, M. J., Yoon, R. H., Bhagavatula, A., Rezaee, M., & Honaker, R. Q. (2016). Concentrations of rare earth elements generated by U.S. coal preparation plants. Conference: Coal Prep 2016At: Louisville, KY

Mackowsky, M. T. & Stach, E. (1982). *Coal Petrology* 3rd Revis. Ed. Gebruder Borntraeger, Berlin 153–71

Malakahmad, A., Abd Manan, T. S. B., & Sivapalan, S. (2015). Detection methods of carcinogens in estuaries: a review, *Int. J. Sustain. Dev. Plan.* 10 601–619.

Mancheri, N. A., Sprecher, B., Bailey, G., Ge, J., & Tukker, A. (2019). Effect of Chinese policies on rare earth supply chain resilience. *Resour. Conserv. Recycl.* 142, 101–112.

Mardon, S. M. & Hower, J. C. (2004). Impact of coal properties on coal combustion by-product quality: examples from a Kentucky power plant. *International Journal of Coal Geology*, v59, p153–169.

Martínez-Mesa, J., González-Chica, D. A., Duquia, R. P., Bonamigo, R. R., & Bastos, J. L. (2016). Sampling: how to select participants in my research study? *Anais Brasileiros de Dermatologia*, 91(3), 326–330.

Mashau, A. S., Gitari, M. W., & Akinyemi, S. A. (2018). Evaluation of the bioavailability and translocation of selected heavy metals by *Brassica juncea* and *Spinacea oleracea* L for a South African power utility coal fly ash. *Int. J. Environ. Res. Publ. Health* 15, 2841.

Meij, R. (1994). Trace element behavior in coal-fired power plants. *Fuel Process. Technol.* 39, 199–217.

Meshram, P., Purohit B. K., Sinha, M. K., Sahu, S. K., & Pandey, B. D. (2015). Demineralization of low grade coal—a review. *Renew Sustain Energy Rev* 41:745–761

Middleton, A., Park, D. M., Jiao, Y., & Hsu-Kim, H. (2020). Major element composition controls rare earth element solubility during leaching of coal fly ash and coal by-products. *International Journal of Coal Geology*, 227, 103532.

Milici, R. C., Mukhopadhyay, A., Warwick, P. D., Adhikari, S., Landis, E. R., & Mukhopadhyay, S. K. (2003). The Sohagpur Coalfield Project- A collaborative study of potential coking resources by the Geological Survey of India and the US Geological Survey. In: 19th World Mining Conference (New Delhi), pp. 357– 367.

Miller, B. G. (2017). Introduction to Coal Utilization Technologies. *Clean Coal Engineering Technology*, 147–229.

Ministry of Coal, (2014). Press Information Bureau, Government of India, Coal Grades. <https://coal.nic.in/content/coal-grades>. <https://coal.gov.in/sites/default/files/2021-01/Production-of-Coking-Coal-during-last-ten-years.pdf>

Ministry of Coal, (2018). Press Information Bureau, Government of India, High Ash content. <https://pib.gov.in/newsite/PrintRelease.aspx?relid=175272>

Ministry of Coal, (2022). Demand of coal forecasting/energy matters tracking. <https://coal.gov.in/sites/default/files/2021-01/coal-demand-projections20052022.pdf>

Mishra, V., Chakravarty, S., Finkelman, R. B., & Varma, A. K. (2019). Geochemistry of rare earth elements in Lower Gondwana coals of the Talchir Coal Basin, India. *Journal of Geochemical Exploration*.

Mitra, N. D. (1991). Stratigraphy of Pali–Parsora–Tiki formations of South Rewa Basin and Permo–Triassic boundary problem. In: Dutta KK & Sen S (Editors) Gondwana Geological Magazine Special Volume: 41–48. Birbal Sahni Centenary National Symposium on Gondwana of India.

Mondal, D., Ghosh, S., Naveen, P., Kumar, M., Majumder, A., & Panda, A. K. (2021). An integrated study on the geochemical, geophysical and geomechanical characteristics of the organic deposits (Coal and CBM) of eastern Sohagpur coalfield, India. *Gondwana Research*, 96, 122–141.

Mukhopadhyay, A. (2018). Mafic Magmatism, Rank Variation in Coal From the Sohagpur Sub-basin. Tectonic Setting and Gondwana Basin Architecture in the Indian Shield, 85–92

Mukhopadhyay, A., & Maity, R.P. (1989). Report on stratigraphy and sedimentation of Tatapani Basin. Surguja District, Madhya Pradesh. Unpublished report, G.S.I.

Mukhopadhyay, A., Adhikari, A., & Roy, S. P. (2001a). Reactivation of faults Dulhara fault of hohagpur Coalfield: an example. In: Nat. Sem. Recent Advances in Geology of Coal and Lignite Basins of India. *Geo. Surv. India, Spec. Pub., No. 54.*

Mukhopadhyay, A., Adhikari, S., Roy, S. P., Bhattacharya, S., Milici, R. C., Warwick, P. D., & Landis, E. R. (2001). Eustacy, climate, techtonics, sedimentary environments, and the formation of Permian coal measures in the Sohagpur coalfield, Madhya Pradesh, India. In: National Seminar on Recent Advances in Geology and Lignite Basins of India (Kolkata, 1997), pp305-320..

Mukhopadhyay, A., Adhikari, S., Roy, S. P., Warwick, P. D., Milici, R. C., & Landis, E. R. (2001b). Rank enhancement of Permian Barakar and Raniganj coal beds in the western part of the Sohagpur Basin, Madhya Pradesh, India. In: Proc. Nat. Sem. Recent Advances in Geology of Coal and Lignite Basins of India, Calcutta, 1997. vol. 54. Geol. Surv. Ind. Spec. Pub., pp. 321-328.

National Development and Reform Commission of the People's Republic of China, (2014) annual reports of comprehensive utilization of resources in China.

Naumov, A. V. (2008). Review of the world market of rare-earth metals. Russ. J. Non-Ferr. Met. 2008, 49, 18–27.

Orem, W. H., & Finkelman, R. B. (2003). Coal formation and geochemistry. In: Fred, T.M., Heinrich, D.H., Karl, K.T. (Eds.), Treatise on Geochemistry ume 7. Elsevier Inc, pp. 191–222.

Oudenhoven, S. R. G., van der Ham, A. G. J., van den Berg, H., Westerhof, R. J. M., & Kersten, S. R. A. (2016). Using pyrolytic acid leaching as a pretreatment step in a biomass fast pyrolysis plant: Process design and economic evaluation. Biomass and Bioenergy, 95, 388–404.

Ozbayoglu, G. (2018). Energy Production From Coal. Comprehensive Energy Systems, Volume 3, pp.788–821.

Ozer, M., Basha, O. M., Stiegel, G., & Morsi, B. (2017). Effect of coal nature on the gasification process. Integrated Gasification Combined Cycle (IGCC) Technologies, 257–304.

Painter, P. C., Snyder, R. W., Starsinic, M., Coleman, M. M., Kuehn, D. W., & Davis, A. (1981). Concerning the Application of FT-IR to the Study of Coal: A Critical Assessment of Band Assignments and the Application of Spectral Analysis Programs. *Applied Spectroscopy*, 35(5), 475–485.

Painter, P., Starsinic, M., & Coleman, M. (1985). Determination of functional groups in Coal by Fourier Transform Interferometry. *Fourier Transform Infrared Spectra*, 169–241.

Palacios, H. M., Ortega-Fernandez, F., Lopez-Castaño, R., & Alvarez-Cabal, J. V. (2019). The Potential of Iron Ore Tailings as Secondary Deposits of Rare Earths. *Applied Sciences*, 9(14), 2913. doi:10.3390/app9142913

Pan, J., Hassas, B. V., Rezaee, M., Zhou, C., & Pisupati, S. (2020). Recovery of Rare Earth Elements from Coal Fly Ash through Sequential Chemical Roasting, Water Leaching, and Acid Leaching Processes. *Journal of Cleaner Production*, 124725.

Pan, J., Nie, T., Vaziri Hassas, B., Rezaee, M., Wen, Z., & Zhou, C. (2020). Recovery of rare earth elements from coal fly ash by integrated physical separation and acid leaching. *Chemosphere*, 248, 126112.

Pan, J., Zhou, C., Liu, C., Tang, M., Cao, S., Hu, T., Ji, W., Luo, Y., Wen, M., & Zhang, N. (2018). Modes of occurrence of rare earth elements in coal fly ash: a case study. *Energy and Fuels* 32, 9738e9743.

Pan, J., Zhou, C., Tang, M., Cao, S., Liu, C., Zhang, N., Wen, M., Luo, Y., Hu, T., & Ji, W. (2019). Study on the modes of occurrence of rare earth elements in coal fly ash by statistics and a sequential chemical extraction procedure. *Fuel* 237, 555e565.

Pareek, H. S. (1987). Petrographic, chemical and trace elemental composition of the coal of Sohagpur coalfield, Madhya Pradesh, India. *International Journal of Coal Geology*, Volume 9, Issue 2, December 1987, Pages 187-207

Pareek, H. S. & Bardhan, B. (1985). Trace elements and their variation along seam profile of certain coal seams of Middle and Upper Barakar Formations (Lower Permian) in East Bokaro coalfield, District Hazaribagh, Bihar, India. *International Journal of Coal Geology*, 5 (3): 281-314.

Pareek, H. S., (1967). Some observations on the lithology of coal-bearing beds and the nature of coal of the major Gondwana basins of India. *Int. Union Geol. Sci., Syrup. Gondwana Stratigraphy*, Buenos Aires, pp. 883-903.

Patnaik, P. (2007). *Heterocyclic Compounds. A Comprehensive Guide to the Hazardous Properties of Chemical Substances*, John Wiley & Sons, Inc., pp. 484–495.

Pavón, S., Lorenz, T., Fortuny, A., Sastre, A. M., & Bertau, M. (2021). Rare earth elements recovery from secondary wastes by solid-state chlorination and selective organic leaching. *Waste Management*, 122, 55–63.

Pearson, K. (1920). Notes on the history of correlation. *Biometrika*, 13(1), 25-45

Peelman, S., Sun, Z., Sietsma, J., & Yang, Y. (2014). Leaching of rare earth Elements: past and present. *ERES2014 1st Eur Rare Earth Resour Conf.*:446.

Peng, B. X., Li, X. R., Zhao, W. H. & Yang, L. (2018). Study on the release characteristics of chlorine in coal gangue under leaching conditions of different pH values, *Fuel* 217 427e433.

Querol, X., Fernandez, T. J. L., & Lopez, A. S. (1992). Trace elements in high-s subbituminous coals from the Teruel Mining District, Northeast Spain. *Appl Geochem* 1992;7(6):547

Rahman, M., Pudasainee, D., & Gupta, R. (2017) Review on chemical upgrading of coal: production processes, potential applications and recent developments. *Fuel Proc Technol* 158:35–56

Rajak, P. K., Singh, V. K., Singh, P. K., Singh, A. L., Kumar, N., Kumar, O. P., & Kumar, A. (2018). Geochemical implications of minerals and environmentally sensitive elements of Giral lignite, Barmer Basin, Rajasthan (India). *Environmental Earth Sciences*, 77(19).

Rajak, P. K., Singh, V. K., Singh, A. L., Kumar, N., Kumar, O. P., Singh, V., Singh, Kumar, A., Rai, A., Rai, S., Naik, A. S. & Singh, P. K. (2019). Study of minerals and selected environmentally sensitive elements in Kapurdi lignites of Barmer Basin, Rajasthan, western India: implications to environment. *Geosciences Journal*.

Rajak, Singh, V. K., Kumar, A., Singh, V., Rai, A., Rai, S., Singh, K. N., Sharma, M., Naik, A. S., Mathur, N., & Singh, P. K. (2021). Study of Hydrocarbon Source Potential of Kapurdi Lignites of Barmer Basin, Rajasthan, Western India. *Journal of the Geological Society of India*, 97(8), 836–842.

Ramasamy, V., Rajkumar, P., & Ponnusamy, V. (2006). FT- IR Spectroscopic analysis and mineralogical characterisation of Velar river sediments. *Bull. Pure Appl. Sci.*, 25: 49

Ramasamy, D.L., & Repo, E. (2017). Chemically immobilized and physically adsorbed PAN/acetylacetone modified mesoporous silica for the recovery of rare earth elements from the waste water-comparative and optimization study. *Water Res.*

Rao, C. P. & Gluskoter, H. J. (1973). Occurrence and Distribution of Minerals in Illinois Coals: Illinois State Geological Survey Circular, 476 (56 pp.).

Rao, C. S. R. (1983). Coal resources of Madhya Pradesh, Jammu, and Kashmir: Bulletin of the Geological Survey of India, series A, no. 45, Coalfields of India, Vol. III, 204 pp.

Rathore, A. S., Pradhan, M., & Deo, S. V. (2017). Mixing of Fly Ash in Coal Mine Overburden Dump: An Eco-friendly Method of Fly Ash Disposal. *International Proceedings of Chemical, Biological and Environmental Engineering*, Vol. 100

Ren, D., Zhao, F., Wang, Y., & Yang, S. (1999). Distributions of minor and trace elements in Chinese coals. *International Journal of Coal Geology* 40: 109–118.

Resende, L. V., & Morais, C. A. (2010). Study of the recovery of rare earth elements from computer monitor scraps-leaching experiments. *Minerals Engineering* 23: 277–280.

Reyes, F., Pérez Alcázar, G. A., Barraza, J. M., Bohórquez, A., Tabares, J. A., & Speziali, N. L. (2003). Mössbauer and XRD Characterization of the Mineral Matter of Coal from the Guachinte Mine in Colombia. *Hyperfine Interactions*, 148/149(1-4), 39–46.

Ribeiro, J., & Flores, D. (2021). Occurrence, leaching, and mobility of major and trace elements in a coal mining waste dump: The case of Douro Coalfield, Portugal. *Energy Geoscience*, 2(2), 121–128.

Rousaki, K., & Couch, G. (2000). *Advanced clean coal technologies and low value coals, CCC/39*. London: IEA Coal Research.

Rozelle, P. L., Khadilkar, A. B., Pulati, N., Soundarrajan, N., Klima, M. S., Mosser, M. M., Miller, C. E., & Pisupati, S. V. (2016). A study on removal of rare earth elements from U. S. Coal Byproducts by ion exchange. *Metall. Mater. Trans. E* 3, 6–17.

Ruan, Z., Li, M., Gao, K., Zhang, D., Huang, L., Xu, W., & Liu, X. (2019). Effect of Particle Size Refinement on the Leaching Behavior of Mixed Rare-Earth Concentrate Using Hydrochloric Acid. *ACS Omega*, 4(6), 9813–9822.

Russell, J. D. (1987). *Infrared methods, A Hand Book of Determinative Methods in Clay Mineralogy*, (M.J.Ed.Wilson,) Blackie and Son Ltd.

Sahoo, B. K., De, S., & Meikap, B. C. (2015). An investigation into the influence of microwave energy on iron ore – water slurry rheology, *Journal of Ind Eng Chem* 25:122-130.

Sahoo, P. K., Tripathy, S., Panigrahi, M. K., & Equeenuddin, S. M. (2014). Geochemical characterization of coal and waste rocks from a high sulfur bearing coalfield, India: Implication for acid and metal generation. *Journal of Geochemical Exploration*, 145, 135–147.

Sahoo, P. K., Tripathy, S., Panigrahi, M. K., & Equeenuddin, S. M. (2014) 'Geochemical characterization of coal and waste rocks from a high sulfur bearing coalfield, India: implication for acid and metal generation.' *Journal of Geochemical Exploration*, Vol.145, pp.135–147.

Salmi, S. & Nuraini, A. A. (2020). Effect of Coal with High Moisture Content on Boiler Operation Parameters at Thermal Coal Fired Power Plant. Doi: 10.13140/RG.2.2.36693.76006

Saikia, B. K., Dalmora, A. C., Choudhury, R., Das, T., Taffarel, S. R., & Silva, L. F. O. (2016). Effective removal of sulfur components from Brazilian power-coals by ultrasonication (40 kHz) in presence of H₂O₂. *Ultrasonics Sonochemistry*, 32, 147–157.

Saikia, B. K., Ward, C. R., Oliveira, M. L. S., Hower, J. C., De Leao, F., Johnston, M. N., & Silva, L. F. O. (2015). Geochemistry and nano-mineralogy of feed coals, mine overburden, and coal-derived fly ashes from Assam (North-east India): a multi-faceted analytical approach. *International Journal of Coal Geology*, 137, 19–37.

Sandalow, D., Bauer, D., Diamond, D., Li, J., McKittrick, M., & Telleen, P. (2010). *Critical Materials Strategy*. US Department of Energy, USA.

Sangine, E. (2020). Mineral Commodity Summaries. <https://pubs.usgs.gov/periodicals/mcs2020/mcs2020.pdf>.

Sarkar, P., Ghosh, R., Singh, H. K., & Singh, T. N. (2021). Pore Characteristics of Gondwana Shale of Eastern India. *Journal Geological Society of India*, Vol.97, April 2021, pp.363-374

Schatzel, S. J., & Stewart, B. W. (2003). Rare earth element sources and modification in the Lower Kittanning coal bed, Pennsylvania: implications for the origin of coal mineral matter and rare earth element exposure in underground mines. *Int. J. Coal Geol.* 54, 223–251.

Schweinfurth, S. P., Pierce, B. S., & Dennen, K. (2009). An Introduction to Coal Quality. Chapter C of *The National Coal Resource Assessment Overview*, USGS. pp.1-20

Scotese, C. R. (1994). Phanerozoic paleogeographic and paleoclimatic modeling maps. *Pangea: a global environmental resources*. 17, Page 1-47

Seferinoglu, M. (2003). Acid leaching of coal and coal-ashes*. *Fuel*, 82(14), 1721–1734.

Sen, S. (1999). A New Model of Coal Seam Formation vis-a-vis Banded Structure and Distribution of Minerals in Coal Seams, *Energy Sources*, 21:7, Page 573-580

Seredin, V. V. (1996). Rare earth element-bearing coals from the Russian Far East deposits. *International Journal of Coal Geology*, 30, 101–129.

Seredin, V. V., & Dai, S. (2012). Coal deposits as potential alternative sources for lanthanides and yttrium. *International Journal of Coal Geology*, 94, 67–93.

Shan, Y., Wang, W., Qin, Y., & Gao, L. (2019). Multivariate analysis of trace elements leaching from coal and host rock. *Groundwater for Sustainable Development*. doi:10.1016/j.gsd.2019.01.001

Silva, L. F. O., Ward, C. R., Hower, J. C., Izquierdo, M., Waanders, F., Oliveira, M. L. S., Li, Z., Hatch, R. S., & Querol, X. (2010). Mineralogy and Leaching Characteristics of Coal Ash from a Major Brazilian Power Plant. *Coal Combustion and Gasification Products*, 2, 51-65.

Singh, N., Maddheshiya, S. K., Jha, M., Tignath, S., & Singh, B. N. (2020). Hydrogeomorphic assessment of badlands in part of the Mandakini River watershed, Chitrakoot, India. *Arabian Journal of Geosciences*, 13(20).

Singh, P. K., Singh, M. P., Singh, A. K. (2010). Petro-chemical characterization and evolution of Vastan Lignite, Gujarat, India. *Internat. Jour. Coal Geology*, v.82(1-2), pp.1-16.

Singh, P. K., Singh, G. P., Singh, M. P., & Naik, A. S. (2013). The Petrology of Coals from the Rampur Seam-IV and the Lajkura Seam, Ib River Coalfield, Mahanadi Valley, Orissa, India. *Energy Sources, Part A: Recovery, Utilization, and Environmental Effects*, 35(18), 1681–1690.

Singh A. K., Singh, M. P., Singh P. K. (2013a). Petrological investigations of Oligocene coals from foreland basin of northeast India. *Energy Exploration & Exploitation*, v.31(6), pp.909-936.

Singh, P. K., Singh, M. P., Volkmann, N., Naik, A. S. & Börner, K. (2014). Petrological characteristics of lower Gondwana coal from Singrauli coalfield, Madhya Pradesh, India. *International Journal of Oil, Gas and Coal Technology*, 8:2, 194-220

Singh, A. L., Singh, P. K., Singh, M. P., & Kumar, A. (2015). Environmentally Sensitive Major and Trace Elements in Indonesian Coal and Their Geochemical Significance. *Energy Sources, Part A: Recovery, Utilization, and Environmental Effects*, 37(17), 1836–1845.

Singh, R. M., Singh, M. P., & Chandra, D. (1983). Occurrence, distribution and probable source of the trace elements in Ghugus coal, Wardha Valley, districts Chadrapur and Yeotmal, Maharashtra, India. *International Journal of Coal Geology*, 2 (4), 371–381.

Singh, S., Ram, L. C., Masto, R. E., & Verma, S. K. (2011). A comparative evaluation of minerals and trace elements in the ashes from lignite, coal refuse, and biomass fired power plants. *International Journal of Coal Geology*, 87(2), 112–120.

Sloss, L. L., & Smith, I. M. (2000). Trace element emissions, CCC/34. London: IEA Coal Research.

Smolka-Danielowska, D. (2010). Rare earth elements in fly ashes created during the coal burning process in certain coal-fired power plants operating in Poland Upper Silesian Industrial Region. *J. Environ. Radioact.* 101, 965e968.

Solari, J. A., Fiedler, H., & Schneider, C. L. (1989). Modeling of the distribution of trace elements in coal. *Fuel*, Volume 68(4):536–9.

Speight, J. G. (2014a). *The Chemistry and Technology of Petroleum*. 5th Edition. CRC Press, Taylor & Francis Group, Boca Raton, Florida.

Speight, J. G. (2014b). *Handbook of Petroleum Product Analysis*. 2nd Edition. John Wiley & Sons Inc., Hoboken, New Jersey.

Speight, J. G. (2015). Assessing fuels for gasification. *Gasification for Synthetic Fuel Production*, 175–198.

Spencer, T., Pachouri, R., Renjith, G., & Vohra, S. (2018). *Coal Transition In India*. The Energy and Resources Institute. Page 1-19

Sracek, O., Kříbek, B., Mihaljevič, M., Ettler, V., Vaněk, A., Penížek, V., & Sulovský, P. (2021). Mobility of Mn and other trace elements in Mn-rich mine tailings and adjacent creek at Kanye, southeast Botswana. *Journal of Geochemical Exploration*, 220, 106658.

Stach, E., Nackowsky, M. T., Teichmuller, M., Taylor, G. H., Chandra, D., & Teichmuller, R. (1982). *Stach's Textbook of Coal Petrology*; 3rd edn, Gebruder Borntraeger, Berlin.

Stewart, B. W. Capo, R. C. Hedin, B. C. & Hedin, R. S. (2017). Rare earth element resources in coal mine drainage and treatment precipitates in the Appalachian Basin, USA. *International Journal of Coal Geology*, 169, 28–39.

Stopes, M. C. (1935). On the petrology of banded bituminous coals. *Fuel* 14, 4--13.

Stuckman, M. Y., Lopano, C. L., & Granite, E. J. (2018). Distribution and speciation of rare earth elements in coal combustion by-products via synchrotron microscopy and spectroscopy. *International Journal Coal Geology*, 195, 125e138.

Suárez-Ruiz, I., & Ward, C. R. (2008). Basic Factors Controlling Coal Quality and Technological Behavior of Coal. *Applied Coal Petrology*, 19–59.

Summer, M. E. (1995). *Hand Book of Soil Science*. University of Georgia, Boca Raton Hondor press, New York.

Sun, R., Liu, G., Zheng, L., & Chou, C. L. (2010). Geochemistry of trace elements in coals from the Zhuji Mine, Huainan Coalfield, Anhui, China. *Int. J. Coal Geol.* 81, 81–96.

Swaine, D. J. (1990). *Trace Elements in Coal*, Butterworths and Co. London.

Sybertz, F. (1988). Pozzolanic activity of coal fly-ash. *Betonwerk und Fertigteil-Technik/Concre. Precasting Plant Technol.* 54, 42–47.

Swaine, D. J., & Goodarzi, F. (1995). *Environmental aspects of trace elements in coal*. Dordrecht, Boston: Kluwer Academic Publishers; p. 312.

Szymanki, H. A. (1964). *Theory and Practice of Infrared Spectroscopy*, Plenum Press, NY.

Khan, T. M. H., & Isa, M. R. (2016). Mustafa Artificial neural network approach for modeling of Cd (II) adsorption from aqueous solution by incinerated rice husk carbon, in: N.A. Wan Abdullah Zawawi (Eds.), *Engineering Challenges for Sustainable Future: Proceedings of the 3rd International Conference on Civil, Offshore and Environmental Engineering (ICCOEE 2016, Malaysia, 15-17 Aug 2016)*, CRC Press/Balkema, Cleveland, Ohio, United States of America, pp. 229-233.

Taggart, R. K. Hower, J. C., & Hsu-Kim, H. (2018). Effects of roasting additives and leaching parameters on the extraction of rare earth elements from coal fly ash. *International Journal of Coal Geology*, 196, 106–114.

Taggart, R. K., Hower, J. C., Dwyer, G. S., & Hsu-Kim, H. (2016). Trends in the rare earth element content of US-based coal combustion fly ashes. *Environmental Science and Technology*, 50, 5919e5926.

Tang, M., Zhou, C., Pan, J., Zhang, N., Liu, C., Cao, S., Hu, T., & Ji, W. (2019). Study on extraction of rare earth elements from coal fly ash through alkali fusion – Acid leaching. *Minerals Engineering*, 136, 36–42.

Tang, M., Zhou, C., Zhang, N., Pan, J., Cao, S., Hu, T., Ji, W., Wen, Z. & Nie, T.(2019). Extraction of rare earth elements from coal fly ash by alkali fusion–acid leaching: Mechanism analysis. *International Journal of Coal preparation and utilization*.

Tang, X., & Huang, W. (2004). Trace elements in Chinese coals. Beijing: The Commercial Press. (In Chinese)

Teichmuller, M. (1982). Origin of the petrographic constituents of coal. In *Coal Petrology*, 3rd Edition (Edited by Stach E., Mackowsky M.-Th., Teichmiiller M., Taylor G., Chandra D. and Teichmfiller R.), pp. 219-294. Gebrfider Borntraeger Berlin-Stuttgart.

Teichmuller, M. & Teichmuller, R. (1982) The geological basis of coal formation; In: *Stach's Textbook of Coal Petrology* (eds) Stach E, Nackowsky M T, Teichmuller M, Taylor G H, Chandra D and Teichmuller R, Gebruder Borntraeger, Berlin, pp. 5–86.

Todorovsky, D., Terziev, A., & Milanova, M. (1997). Influence of mechanoactivation on rare earths leaching from phosphogypsum. *Hydrometallurgy* 45 (1–2), 13–19.

Townsend, T., Jang, Y. C., & Tolaymat, T. (2003). A Guide to the Use of Leaching Tests in Solid Waste Management Decision Making. The Florida Center for Solid and Hazardous Waste Management. Page 1-31

Tripathi, A., Tiwari, R. S. & Kumar, P. (1988). Palynology of the subsurface Mesozoic sediments In Rajmahal Basin, Bihar. *Palynology of the subsurface Mesozoic sediments in Rajmahal Basin. Bihar. Palaeobotanist* 37 (3) : 367-388.

Tripathi, A. (2021). Rare Earth Elements (REE) and strategic metals security: How the best way forward for India diverges from Chinese model?. *Financial Express*. April 3, 2021, <https://www.financialexpress.com/defence/rare-earth-elements-ree-and-strategic-metals-security-how-the-best-way-forward-for-india-diverges-from-chinese-model/2226130/>

Trump, D. (2018). A federal strategy to ensure secure and reliable supplies of critical minerals. Donald Trump Washington DC Accessed April 2018, 3, 2018

Turner, J. P. (1997). Evaluation of western coal fly ashes for stabilization of low-volume roads. *ASTM Spec. Tech. Publ.* 1275, 157–171.

U.S. Department of the Interior. Mineral Commodity Summaries (2018); U.S. Geological Survey (USGS): Reston, VA, USA,.

U. S. Energy informative Administrative. (2016). [https://www.eia.gov/outlooks/ieo/pdf/0484\(2016\).pdf](https://www.eia.gov/outlooks/ieo/pdf/0484(2016).pdf)

U. S. Geological Survey. (2020). Mineral Commodity Summaries 2020. U.S. Geological Survey, p. 200. <https://doi.org/10.3133/mcs2020>.

Valeev, D., Kunilova, I., Alpatov, A., Mikhailova, A., Goldberg, M., & Kondratiev, A. (2019). Complex utilisation of ekibastuz brown coal fly ash: iron & carbon separation and aluminum extraction. *J. Cleaner Prod.* 218, 192–201.

Valentim, B., Flores, D., Guedes A., Shreya, N., Paul, B., & Ward, C.R. (2016). Vermicular kaolinite relics in fly ash derived from Bokaro and Jharia coals (Jharkhand, India). *International Journal of Coal Geology* 162, 151-157.

Varma, A. K., Mishra, D. K., Samad, S. K., Prasad, A. K., Panigrahi, D. C., Mendhe, V. A., & Singh, B. D. (2018). Geochemical and organo-petrographic characterization for hydrocarbon generation from Barakar Formation in Auranga Basin, India. *International Journal of Coal Geology*, 186, 97–114.

Vass, C. R., Noble, A., & Ziemkiewicz, P. F. (2019) The occurrence and concentration of rare earth elements in acid mine drainage and treatment by-products: Part 1—Initial survey of the Northern Appalachian Coal Basin. *Mining Metall. Explor.* Page 917–929,

Vass, C. R., Noble, A., & Ziemkiewicz, P. F. (2019) The occurrence and concentration of rare earth elements in acid mine drainage and treatment byproducts. Part 2: Regional survey of Northern and Central Appalachian Coal Basins. *Min. Metall. Explor.* Volume 36, page 917–929.

Vaziri Hassas, B., Rezaee, M., & Pisupati, S. V. (2020). Precipitation of Rare Earth Elements from Acid Mine Drainage by CO₂ Mineralization Process. *Chemical Engineering Journal*, 125716. doi:10.1016/j.cej.2020.125716

Veevers, J. J., & Tewari, R. C. (1995). Gondwana master basin of peninsular India between Tethys and interior of Gondwanaland province of Pangea. *Geol. Soc. America (Memoir 187)*. <https://doi.org/10.1130/0-8137-1187-8.1>.

Vejahati, F., Xu, Z., & Gupta, R. (2010). Trace elements in coal: Associations with coal and minerals and their behavior during coal utilization – A review. *Fuel*, 89(4), 904–911.

Vorres, K. S. (1986). *Chemistry of Mineral Matter and Ash in Coal: An Overview*. Mineral Matter and Ash in Coal, 1–8.

Vural, A. (2020). Investigation of the relationship between rare earth elements, trace elements, and major oxides in soil geochemistry. *Environmental Monitoring and Assessment*, 192(2).

Wang, F., Zhang, Y. M., Liu, T., Huang, J., Zhao, J., Zhang, G. B., & Liu, J. (2014). Comparison of direct acid leaching process and blank roasting acid leaching process in extracting vanadium from stone coal. *International Journal of Mineral Processing*, 128, 40–47.

Wang, J., Tomita, A., Taylor, G. H., & Fitz Gerald, J. D. (1997). Microscopic observation of coal demineralization by Ca(OH)₂ leaching. *Fuel*, 76(5), 369–374.

Wang, N. N., Hao, L. L., Chen, J. Q., Zhao, Q., & Xu, H. (2018). Adsorptive removal of organics from aqueous phase by acid-activated coal fly ash: preparation, adsorption, and Fenton regenerative valorization of “spent” adsorbent. *Environ. Sci. Pollut. Res.* 25, 12481–12490.

Wang, N., Sun, X., Zhao, Q., Yang, Y., & Wang, P. (2020). Leachability and adverse effects of coal fly ash: A review. *Journal of Hazardous Materials*, 122725.

Wang, W. Qin, Y. Sang, S. Zhu, Y. Wang, C. & Weiss, D. J. (2008). Geochemistry of rare earth elements in a marine influenced coal and its organic solvent extracts from the Antaibao mining district, Shanxi, China. *International Journal of Coal Geology*, 76, 309–317.

Wang, Z., Dai, S., Zou, J., French, D., & Graham, I. T. (2019). Rare earth elements and yttrium in coal ash from the Luzhou power plant in Sichuan, Southwest China: Concentration, characterization and optimized extraction. *International Journal Coal Geology*, 203, 1–14.

Ward, C. R. & French, D. (2005). Relation between coal and fly ash mineralogy, based on quantitative X-ray diffraction methods. *World Coal Ash (WOCA)*, April, 11, 15.

Ward, C. R. (2016). Analysis, origin and significance of mineral matter in coal: An updated review. *International Journal of Coal Geology*, 165, 1–27. doi:10.1016/j.coal.2016.07.014

Wen, Z., Zhou, C., Pan, J., Cao, S., Hu, T., Ji, W., & Nie, T. (2020). Recovery of rare-earth elements from coal fly ash via enhanced leaching. *International Journal of Coal Preparation and Utilization*, 1–15.

Wenfeng, W., Yong, Q., Dangyu, S., & Xuehai, F. (2003). REE Geochemistry of moderate-and high-sulfur coals from North Shanxi, China. *Chin. J. Geochem.* 22, 123–132.

Wenhui, H., Qi, Y., Dazhen, T., Xiuyi, T., & Zhigen, Z. (2000). Rare earth element geochemistry of Late Palaeozoic coals in North China. *Acta Geol. Sin.-Engl. Edit.* 74, 74–83.

Wen, X., Wang, P. D., & Zhang, H. Y. (2010). Design of Complex Controller for Ball Coal-milling [J]. *Journal of Harbin University of Science and Technology*, 2, 015.

Wei, J. L., Wang, J., & Wu, Q. H. (2007). Development of a multi segment coal mill model using an evolutionary computation technique. *Energy Conversion, IEEE Transactions on*, 22(3), 718-727.

White, A., & Whittingham, J. (1983). Ultimate analysis of coals and cokes using instrumental techniques. *Fuel*, 62(9), 1058–1061.

Willis, R. D., Blanchard T. F., & Cornner, T. L. (2002). Guidelines for the Application of SEM/EDX Analytical Techniques to Particulate Matter Samples by EPA#600/R-02/070 September.

World Coal Association, (2018). Malaysia's Manjung 4. World Coal Association. <https://www.worldcoal.org/malaysia's-manjung-4>.

Xie, K. C. (2015) Physical Characteristics of Coal. In: Structure and Reactivity of Coal. Springer, Berlin, Heidelberg. https://doi.org/10.1007/978-3-662-47337-5_2

Xu, C., Kynický, J., Smith, M. P., Kopriva, A., Brtnický, M., Urubek, T. & Song, W. (2017). Origin of heavy rare earth mineralization in South China. *Nature Communications*, 8, 14598.

Yagüe, S., Sánchez, I., Vigil de la Villa, R., García-Giménez, R., Zapardiel, A., & Frías, M. (2018). Coal-Mining Tailings as a Pozzolanic Material in Cements Industry. *Minerals*, 8(2), 46.

Yang, J., & Urpelainen, J. (2019). The future of India's coal-fired power generation capacity. *Journal of Cleaner Production*, 226, 904–912.

Yang, X., Werner, J., & Honaker, R. Q. (2018). Leaching of Rare Earth Elements from an Illinois Basin Coal Source. *Journal of Rare Earths*, 37(3)

Yang, X., Zhang, Y., Bao, S., & Shen, C. (2016). Separation and recovery of vanadium from a sulfuric-acid leaching solution of stone coal by solvent extraction using trialkylamine. *Separation and Purification Technology*, 164, 49–55.

Yang, Z., Zhang, W., Li, Y., Wang, C., Yang, S., Tang, Z. Tang, D. Liu & Li, Y. (2020). Water-leaching characteristic of valuable trace metals (U, V, and Ga) from

(NH₄)₂SO₄-treated coal ash: A coprecipitation behavior at high temperature. *Journal of Hazardous Materials*, 122113.

Ye, P., Wang, X., Wang, M., Fan, Y., & Xiang, X. (2012). Recovery of vanadium from stone coal acid leaching solution by coprecipitation, alkaline roasting and water leaching. *Hydrometallurgy*, 117-118, 108–115.

Yue, L., Li, G., He, G., Guo, Y., Xu, L., & Fang, W. (2016). Impacts of hydrogen to carbon ratio (H/C) on fundamental properties and supercritical cracking performance of hydrocarbon fuels. *Chemical Engineering Journal*, 283, 1216–1223.

Yue, M., & Zhao, F. (2008). Leaching experiments to study the release of trace elements from mineral separates from Chinese coals. *International Journal of Coal Geology*, 73(1), 43–51.

Zheng, L., Liu, G., Chou, C.L., Qi, C., & Zhang, Y. (2007). Geochemistry of rare earth elements in Permian coals from the Huaibei Coalfield, China. *J. Asian Earth Sci.* 31, 167–176.

Zhang, W., & Honaker, R. (2019). Enhanced leachability of rare earth elements from calcined products of bituminous coals. *Minerals Engineering*, 142, 105935.

Zhang, W., & Honaker, R. Q. (2018a). Rare earth elements recovery using staged precipitation from a leachate generated from coarse coal refuse. *International Journal of Coal Geology*, 195, 189–199.

Zhang, W., Groppo, J., & Honaker, R. (2015). May. Ash beneficiation for REY recovery. World of Coal Ash Conference, pp. 5e7.

Zhang, W., Honaker, R., & Groppo, J. (2017). Concentration of rare earth minerals from coal by froth flotation. *Miner. Metall. Process.* 34, 132–7.

Zhang, W., M. Rezaee, A. Bhagavatula, Y. Li, J. Groppo, & R. Honaker. (2015). A review of the occurrence and promising recovery methods of rare earth elements from coal and coal by- products. *International Journal of Coal Preparation and Utilization*, Vol.35, pp.295-330.

Zhang, W., Rezaee, M., Bhagavatula, A., Li, Y., Groppo, J., & Honaker, R. (2015) ‘A review of the occurrence and promising recovery methods of rare earth elements from coal and coal by- products.’ *International Journal of Coal Preparation and Utilization*, Vol.35, pp.295-330

Zhang, W., Yang, X., & Honaker, R. (2018). Association characteristic study and preliminary recovery investigation of rare earth elements from Fire Clay seam coal middlings. *Fuel*, 215, 551–560.

Zhang, W., Honaker, R. (2019) Calcination pretreatment effects on acid leaching characteristics of rare earth elements from middlings and coarse refuse material associated with a bituminous coal source. *Fuel*, V. 249, 130–145.

Zhang, W., & Honaker, R. (2020). Characterization and recovery of rare earth elements and other critical metals (Co, Cr, Li, Mn, Sr, and V) from the calcination products of a coal refuse sample. *Fuel*, 267, 117236.

Zhang, Y., Zhu, X., Liu, T., Huang, J., & Song, S. (2013). Effect of colloidal potassium alum formation on vanadium recovery from acid leach solutions of stone coal. *Hydrometallurgy*, 138, 54–58.

Zhang, M., & Wang, H. (2013). Raw and calcination-modified coal waste as adsorbents to remove cadmium from simulated mining wastewater. *International Journal of Environmental Science and Technology*, 11(4), 987–996.


Zhang, Y., Ge, X., Nakano, J., Liu, L., Wang, X., & Zhang, Z. (2014). Pyrite transformation and sulfur dioxide release during calcination of coal gangue. *RSC Adv.*, 4(80), 42506–42513.

Zhao, C., Liu, B., Xiao, L., Li, Y., Liu, S., Li, Z., & Sun, Y. (2017). Significant enrichment of Ga, Rb, Cs, REEs and Y in the Jurassic No. 6 coal in the Iqe Coalfield, northern Qaidam Basin, China—A hidden gem. *Ore Geology Reviews*, 83, 1–13.


Zhao, F., Sun, H., Liu, N., Cai, W., Han, R., & Chen, B. (2014). Evaluation of static acid production potential for coal bearing formation. *Earth Science China University Geosciences*, Vol. 39, pp. 350– 356.

Zhou, B., Li, Z., & Chen, C. (2017). Global potential of rare earth resources and rare earth demand from clean technologies. *Minerals*, 7, 203.

Zhu, B., Wang, X., & Rioual, P. (2017a). ‘Multivariate indications between environment and ground water recharge in a sedimentary drainage basin in north- western China’, *Journal of Hydrology*, Vol.549, pp.92–113



List of publications



List of publications

Journals

1. **Modi, P.**, Jamal, A., Varshney, R., Rahi, I. C., and Siddiqui, M. D. (2022). Rare Earth Elements mobility, leaching and recovery by different chemicals treatment on coal samples and calcined samples of Sohagpur Coalfield, Madhya Pradesh India. *International Journal of Coal Preparation and Utilization*. Doi: 10.1080/19392699.2022.2031171 (**Impact Factor: 2.8**)
2. **Modi, P.**, Jamal, A., Varshney, R., and Rahi, I. C. (2021). Occurrence, mobility, leaching and recovery of Rare Earth Elements and Trace elements in Sohagpur Coalfield, Madhya Pradesh, India. *International Journal of Coal Preparation and Utilization*. January 2022. Doi: <https://doi.org/10.1080/19392699.2021.2014823> (**Impact Factor: 2.8**)
3. **Modi, P.**, Jamal, A., and Singh, N. (2021). Coal characterization and occurrence of rare earth elements in coal and coal-ash of Sohagpur Coalfield, Madhya Pradesh, India. *International Journal of coal preparation and utilization*. July, 2021. Doi: <https://doi.org/10.1080/19392699.2021.1923489> (**Impact Factor: 2.8**)
4. **Modi, P.**, and Jamal, A. (2020). Geochemical characterisation of coal with special reference to thermal industries of Dhanpuri Open Cast Project, Sohagpur Coalfield, Madhya Pradesh, India. *International Journal of Engineering Trends and Technology (IJETT)* – Volume 68 Issue 4 - April 2020. Doi: 10.14445/22315381/IJETT-V68I4P207S (**Impact Factor: 2.1**)
5. Varshney, R., **Modi, P.**, Sonkar, A. K., Singh, P., and Jamal, A. (2022). An investigation of surface water quality of Singrauli coalfield with special reference

to Govind Ballabh Pant Reservoir, India and application of phytoremediation for removal of pollutants. **(Accepted)**

6. **Modi P.**, Hower, J.C., Rahi, I.C., Rajak, P., Siddiqui, M.D. and Jamal, A. Extraction of rare earth elements from coal samples of Sohagpur Coalfield, Madhya Pradesh, India **(Under- review in SCI Journal)**
7. Varshney, R., **Modi, P.**, Rajak, P. K., and Jamal, A. Elemental and Mineralogical Characterization of Sohagpur coalfields, Madhya Pradesh, India. **(Under review in SCI Journal)**

Conferences

1. Jamal, A., and **Modi, P.** (2022). “Coal Quality and Its Utilization” in The Indian Mining & Engineering Journal, AKS University, Satna, Madhya Pradesh, India.
2. **Modi, P.**, Jamal, A., Varshney, R., and Rahi, I.C. (2021). “Coal: A source of Rare earth elements other than thermal energy” in ICOMS-2021 of Northern Coalfields Limited (NCL), Singrauli, Madhya Pradesh, India