

# OPTIMAL LOCATION AND ALLOCATION OF ACCIDENT RELIEF FACILITY FOR RESILIENT RAILWAY NETWORK.



Thesis submitted in partial fulfilment for the award of degree

*Doctor of Philosophy*

*by*

**Gyanesh Tripathi**

DEPARTMENT OF MECHANICAL ENGINEERING  
INDIAN INSTITUTE OF TECHNOLOGY  
(BANARAS HINDU UNIVERSITY)  
VARANASI-221005

**Roll No.: 19101001**


**2024**



## CERTIFICATE

It is to certify that the thesis entitled "**OPTIMAL LOCATION AND ALLOCATION OF ACCIDENT RELIEF FACILITY FOR RESILIENT RAILWAY NETWORK**", by Mr. Gyanesh Tripathi has been carried out under my supervision and that this work has not been submitted elsewhere for a degree.

It is further certified that the student has fulfilled all the requirement of Comprehensive Examination, Candidacy, State of Art seminar and Open seminar for the award of Ph.D. Degree.

  
**Dr. Lakshay (Supervisor)**

Assistant Professor

Department of Mechanical Engineering


Indian Institute of Technology (BHU)

VARANASI-221005

**Dr. Lakshay**  
Assistant Professor  
Department of Mechanical Engineering  
IIT (BHU), Varanasi

### DECLARATION BY THE CANDIDATE

I GYANESH TRIPATHI, certify that the work embodied in this thesis is my own bona fide work carried out by me, under the supervision of Dr. lakshay from July 2019 to September 2024, at the Department of Mechanical Engineering, Indian Institute of Technology (BHU), Varanasi. The matter embodied in this thesis has not been submitted elsewhere for the award of any other degree or diploma. I declare that I have faithfully acknowledge and given credit to the research workers wherever their works have been cited in my thesis. I further declare that I have not wilfully copied any other's work, propaganda, text, data, results, etc., or available at websites and have not included them in this thesis and have not cited as my own work.


  
(Gyanesh Tripathi)

Date: 28/9/24

Place: Varanasi

### CERTIFICATE BY THE SUPERVISOR

It is certified that the statement made by the student is correct to the best of my knowledge.

  
Dr. Lakshay 25/9/24

Assistant Professor

Department of Mechanical Engineering,

Indian Institute of Technology (BHU)

VARANASI-221005

  
Dr. Sandeep Kumar

The Head

Department of Mechanical Engineering,

Indian Institute of Technology (BHU)

VARANASI-221005

**Dr. Lakshay**  
Assistant Professor  
Department of Mechanical Engineering  
IIT (BHU), Varanasi

विभागाध्यक्ष / HEAD  
यान्त्रिकी अभियान्त्रिकी विभाग / Deptt. of Mechanical E.  
भारतीय प्रौद्योगिकी संस्थान / Indian Institute of Technolo  
(काठिंडोवि०/B.H.U.)  
वाराणसी-२२१००५ / Varanasi-221005


## **COPYRIGHT TRANSFER CERTIFICATE**

Title of the thesis: *Optimal Location and Allocation of accident Relief facility for Resilient Railway Network.*

Name of the student: Gyanesh Tripathi

### **Copyright Transfer**

The undersigned hereby assign to the Indian Institute of Technology (Banaras Hindu University) Varanasi all rights under copyright that may exist in and for the above thesis submitted for the award of the DOCTOR OF PHILOSOPHY.



Gyanesh Tripathi

Date :5/10/2024

Place: Varanasi

Note: However, the author may reproduce or authorize others to reproduce material extracted verbatim form the thesis or derivative of the thesis for author's personal use provided that the source and the Institute's copyright notice are indicated.

## ACKNOWLEDGEMENTS

I would like to express my heartfelt gratitude to all those who have supported and guided me throughout my research journey. This work would not have been possible without their unwavering encouragement and assistance.

First and foremost, I am deeply thankful to my thesis advisor, Dr. Lakshya and Dr. Ajinkya Tanksale for their invaluable mentorship, patience, and expertise. Their guidance and constructive feedback were instrumental in shaping the direction of this research. I am grateful to them for helping me refine my ideas and improve my writing.

I extend my appreciation to the members of DPGC, Dr. Arnab Sarkar Chairman, Dr. Lakshay member and guide, Dr. Saurabh Patel, and Dr. Prasenjit Charak, members for their valuable insights and suggestions. Their diverse perspectives enriched the research and challenged me to think critically. Prof. A.P. Harsha, Professor Department of Mechanical Engineering, who was ever available for guidance and support. The current head of department and other teaching faculties who were cooperative and always willing to go beyond the call to assist me in this endeavour.

I am indebted to the staff and resources at IIT BHU, without which this work would not have been possible.

I am profoundly grateful to all my family members, near and far, thank you for standing by my side and cheering me on. Your encouragement and understanding, even when I couldn't be as present as I wanted to be, have meant the world to me. Your words of encouragement and moments of respite have been invaluable during the most challenging times. Collectively, you have been my source of strength, my confidants,

and my refuge in moments of doubt. This thesis work would not have been possible without your unwavering support and belief in my abilities. As I reach this significant milestone, I want you all to know that your love and support have been the driving force behind my success. I am forever grateful for having such an incredible family.

To respected Mom and Dad, whose unconditional love, endless encouragement, and sacrifices have been the foundation upon which I've built my career and always felt motivated in my academic pursuits.

To my dearest wife Dr. Anjan Agnihotri, whose love, patience, and unwavering support have been my rock during this arduous journey. The sacrifices and understanding of the long hours spent buried in books or at the office have made this journey bearable. Your encouragement and belief in my dreams have pushed me to exceed my own expectations. I couldn't have asked for a better partner in life. Thank you for everything you do.

I want to express the deepest possible gratitude to my precious daughters, Mohi and Kuhoo, who have been by my side in every decision I made. There have been moments when I was so engrossed in my work (office and academic) that I might have ignored or scolded you for my own quirks. I want you to know how deeply sorry I am for any times I may have made you feel unimportant or neglected.

Your curiosity, enthusiasm, and boundless energy are a constant source of joy in my life. I cherish every moment we spend together, and I recognize that sometimes I failed to give you the attention you deserved. Your patience and understanding during those times are a testament to your maturity and love. You are my greatest treasures, and I am incredibly proud of the caring and resilient individuals you are becoming.

Further, I would like to extend gratitude to my organization, Indian Railways, for the exceptional support and invaluable experience I have received throughout my research journey.

Indian Railways has been more than just a workplace for me; it has been a platform for growth, learning, and development. The vast resources, infrastructure, and opportunities provided by Indian Railways have played a pivotal role in the successful completion of this research work. I also want to acknowledge the support of my colleagues and supervisors, who provided me with the desired data and remained ready to assist me in everything I did. Dr. Mainsh Pandey, deserves special mention for the continuous encouragement he offered during the entire journey. Others, whose guidance, feedback, and camaraderie have been instrumental in navigating the challenges of this research work. Special thanks to officers and staff of Banaras Locomotive Works for facilitating everything for and on behalf of Indian Railways. North Eastern Railway, which has given the opportunity and supported me in pursuing my thesis work during my tenure as Additional Divisional Railway Manager. North Central Railway, where I have spent my formative years as a railway officer and learnt the basics of the functioning of the railways and disaster management in particular. Thank you, Indian Railways, for being a cornerstone in my academic and professional journey.

Above all, my humble gratitude to the almighty lord Mahadev, whose manifestation is this entire universe. I offer my reverential obeisance at his feet for his love and blessings.

## Preface

For the development of decentralized economic activities across the vast span of the geography the role of the transportation system becomes more vital in the safe transportation of passengers and goods . Railways is a critical player in the transportation matrix, leading any country's societal, and economic growth. The criticality, complexity and vastness of the railway network make it highly susceptible to accidents or disruptions and necessitate a robust emergency preparedness framework to sustain the continuous operation of the system. The disaster management plan -2009, in reference to Indian Railways, puts emphasis on preparedness to tackle any situation causing disruption to the railway network or affecting its infrastructure. It also enlarges the definition of disaster and alters the ambit of accidents on a railway network. Historically, the Indian railways have suffered a significant number of accidents annually, highlighting the need for strategically placing accident Relief facilities including Accident Trains (ART), Accident Relief Medical Vans (ARMV), and heavy-capacity cranes. These relief facilities are crucial for mitigating the impact of accidents, enabling rapid response, and ensuring the safety and recovery of both infrastructure and passengers, accordingly.

In this thesis, the optimization of the location of accident relief facilities within the Indian railway network is studied. The work encapsulates a multi-faceted approach to addressing one of the most critical aspects of railway operations. The primary objective of the research is to minimize response time to accidents and ensure efficient deployment of resources. For this purpose, optimization models including a multi-objective optimization model, a two-stage stochastic programming model have been developed , complemented by a simulation-based validation tool. In particular, the first

model discusses a mixed-integer programming (MIP) model. This model integrates various conflicting objectives and strategic concerns, providing a comprehensive decision-making tool for railway authorities. The multi-objective model deals with conflictive objectives encompassing practical requirements of railways. The solution approach used for solving this model is the Augmented  $\epsilon$ -constraint method (AUGMECON), which facilitates the generation of a set of non-dominated solutions. These solutions are then iteratively refined based on input from a decision-maker (DM) within the railway administration. This interactive process ensures that the model remains aligned with practical requirements and constraints, enhancing its applicability in real-world scenarios.

Building on the insights from the Multi-objective model, the second part of the study presents a two-stage stochastic programming model. This model addresses the decision-making process for the purchase, location, and allocation of relief assets based on historical accident data. By considering the probability of accidents and the specific demand for equipment, the model offers a unique and practical approach to optimizing resource allocation. The model's distinctiveness lies in its incorporation of historical data to calculate asset requirements, factoring in the type of rolling stock involved and the accident's severity.

The two-stage stochastic programming model is particularly effective in dealing with the inherent uncertainties of disaster management. Accidents are unpredictable by nature, and their locations and magnitudes can vary widely. By incorporating stochastic elements into the model, the research accounts for these uncertainties, providing more robust and resilient solutions. The first stage of the model involves strategic decisions

such as the purchase and initial placement of relief equipment, while the second stage addresses the operational decisions made in response to specific accidents.

As these solutions address different dimensions of the same problem, efficacy of the solution obtained remains in the realm of debate and discussion for want of validation tools. Therefore, further extension of the objective has been done to validate the decision in a real life situation. A simulation framework has been proposed as the third objective of this thesis for simulating the real life scenarios. Historical data of accidents over the representative network is considered for simulating the demand for equipment at any random location on the network. Then, a transportation model is solved as a demand and supply problem. The simulation is run iteratively creating various scenarios of the accident, hence the demand of the equipment.

Overall, this research provides a comprehensive framework for optimizing the location and allocation of accident relief facilities within the Indian railway network. By combining a Multi-objective optimization approach with a two-stage stochastic programming model, the study addresses the multifaceted nature of emergency preparedness and response. The iterative simulation and interactive decision-making process ensures that the models remain practical and relevant, aligning with the strategic and operational needs of railway authorities.

A representative network from the North Central zone of Indian railways serves as the case study for this model.

**Key-words:** Accident relief Equipment; Disaster management; Multi-objective optimization; Railways; simulation; Two stage stochastic modelling;.

## LIST OF FIGURES

Figure No.	Description	Page No.
Figure 1.1	Stages of Disaster Management	7
Figure 3.1	Symbolic diagram of railway network	36
Figure 3.2	Distribution of Department Wise Responses Received in the Survey.	41
Figure 3.3	Schematic Representation of Procedure to Calculate the Link Importance.	47
Figure 4.1	An illustrative example of the network considered in the study.	59
Figure 4.2	Schematic presentation of interactive AUGMECON procedure	66
Figure 4.3	Procedure for the interactive AUGMECON	67
Figure 4.4	Procedure for filtering of non-dominated solution	70
Figure 4.5	Division map of NCR zone, Indian Railways.	72
Figure 4.6	Heat map for correlation coefficients of objective functions	81
Figure 4.7	Trade-off in objective functions.	92
Figure 5.1	An illustrative example of a network considered in the study	100
Figure 5.2	Existing relief facility locations in NCR Zone.	110
Figure 5.3	Breakup of the total cost.	122
Figure 5.4	Coverage of the accident profiles with varying disutility factor	126
Figure 5.5	Impact of disutility factor on various cost elements	141
Figure 6.1	Schematic presentation of network [Nodes, Arcs], location of equipment and possible path	147
Figure 6.2	steps in the simulation Algorithm.	151
Figure 6.3	Demand pattern in different cases of simulation: (a) multi objective, (b) current location, (c) set covering.	158
Figure 6.4	Comparison of the Cost of Attending the Accident and Number of Penalty Imposed in 500 Iterations.	162

## LIST OF TABLES

---

Table 2.1	Analysis of transport system vulnerability and resilience in literature	21
Table 3.1	Consistency Numbers	39
Table 3.2	Link importance obtained using TOPSIS.	50
Table 4.1	Input parameters for the case study	72
Table 4.2	Current location of the accident relief facilities	74
Table 4.3	Initial Payoff Table for small instance	77
Table 4.4	Set of Pareto-optimal solutions by AUGMECON	79
Table 4.5	Summary of solutions in interactive AUGMECON	83
Table 4.6	Modified Payoff Table for large instance	86
Table 4.7	Set of non-dominated solutions with modified input	87
Table 4.8	Comparative location plan for relief facilities	90
Table 4.9	Comparative different solutions	93
Table 4.10	Location of relief facilities to provide complete coverage	94
Table 5.1	Current location of the accident relief facilities	111
Table 5.2	Demand patterns for relief equipment	113
Table 5.3	Construction of accident profiles	115
Table 5.4	Impact of disutility factor	124
Table 5.5	Impact of disutility factor on asset positions and coverage	127
Table 5.6	Demand patterns on various sections of the network	130
Table 5.7	Summary of results for probability variations	134
Table 5.8	Results of Variation 1	135
Table 5.9	Results of Variation 2	137
Table 5.10	Results of Variation 3	138
Table 6.1	List of notations	152
Table 6.2	Input parameters for the case study	154
Table 6.3	Results of The Facility Locations Obtained Through Different Study.	155
Table 6.4	The Distribution of Asset Utilization for Various Scenarios and Demand Profiles in Different Studies.	160

## ACRONYMS

---

<b>AGC</b>	<b>Agra Cantt.</b>
<b>AH</b>	<b>Achhnera</b>
<b>ALJN</b>	Aligarh
<b>ARME</b>	Accident Relief Medical Equipment
<b>ARMV</b>	Accident Relief Medical Van
<b>ART</b>	Accident Relief Train
<b>AWR</b>	Alwar
<b>BHA</b>	Bhandai
<b>BZM</b>	Bhimsen
<b>CAR</b>	Chunar
<b>CNB</b>	Kanpur
<b>DHO</b>	Dhaulpur
<b>ETW</b>	Etawah
<b>GWL</b>	Gwalior
<b>GZB</b>	Gaziabad
<b>JHS</b>	Jhansi
<b>KID</b>	Khairar
<b>KRJ</b>	Khurja
<b>LAR</b>	Lalitpur
<b>MBA</b>	Mahoba
<b>MHF</b>	Mohari
<b>MKP</b>	Manikpur
<b>MTJ</b>	Mathura
<b>NYN</b>	Naini
<b>PRYJ</b>	Prayagraj
<b>PWL</b>	Palwal
<b>SKB</b>	Shikohabad
<b>TDL</b>	Tundla
<b>UDMR</b>	Udimorh